

How Pakistani Media reports

# TERRORISM RELATED CONFLICT

MEDIA CONTENT MONITORING & ANALYSIS


Jan 2012 – March 2012



This report is part of an ongoing project to monitor various types of conflicts as covered by select samples of media in Pakistan, including newspapers and TV channels the media.


In this report, the focus is on terrorism related conflict. The report contains in depth content analysis of terrorism related news coverage in three news papers and three news channels, over the period of three months - i.e. from January 1st 2012 to March 31st 2012.

The report has been prepared by Intermedia Pakistan, a Pakistani media development organization focusing on advocacy, research and training on media issues.




**Analyst: Sadaf Baig**  
**Associate Editor: Aurangzaib Khan**  
**Editor: Adnan Rehmat**

*Title Image Courtesy The Express Tribune<sup>i</sup>*



## Contents

Summary _____	4 - 7
<b><u>Part I - Overview</u></b>	
Context & Background _____	9
Research Methodology _____	10 - 11
<b><u>Part II - Quantitative &amp; Qualitative Analysis</u></b>	
What & Where; Type & Priority _____	13 - 15
Quality Matters News Quality from regions	16 - 17
<b><u>Part III - Regional Coverage</u></b>	
Khyber Pakhtunkhwa _____	19 - 20
FATA & FRs _____	21 - 22
Balochistan _____	23 - 24
Sindh _____	25 - 26
Punjab _____	27 - 28
Islamabad & ICT _____	29 - 30
Gilgit Baltistan & AJ _____	31
<b><u>Part IV- Conclusion</u></b>	
Conclusion _____	33 - 36
Recommendations _____	37
<b><u>Part V - Annexure</u></b>	
Tables & Charts	
References	



## Summary

The terror attacks on 9/11 and the subsequent worldwide crisis led Pakistan into a [dangerous situation](#)<sup>ii</sup>. The Tribal Areas of Pakistan were singled out as ‘terrorist havens’ and the world view towards Pakistan [changed for worse](#)<sup>iii</sup>.

The country has paid a huge price for the war on terrorism. According to an estimate, since the year 2002, approximately [40,116](#) people have either lost their lives in terrorist activities or have been killed in counter terrorist activities. The number of casualties includes 12,000<sup>iv</sup> civilians 4338 security personal and over 23500 terrorists. Terrorist attacks, targeted killings, sectarian violence <sup>v</sup>& [drone attacks](#)<sup>vi</sup> have all contributed to the post 9/11 death toll in Pakistan.

All in all, for the last 10 years, Pakistan suffered, as documented by media both local and international, violence and terrorism without any let up. As the country reel under continuous conflict and its bloody aftermath, this report seeks to analyse media content from 1<sup>st</sup> January 2012 to 31<sup>st</sup> March 2012, in order to determine how the print and electronic news media in Pakistan reports on terrorism related conflict.

The first part of the report offers a detailed account of quantitative and qualitative indicators from the monitored data.

The first quantitative indicator analysed is: How media in Pakistan

prioritizes news items related to terrorism. In the 3 months of media monitoring, a total of

**78** terrorism related news items were published on the front pages of the monitored papers. For news channel monitored over a corresponding period, **37** terrorism related news items opened the 9:00 o’ clock news bulletins as top news and **105** were aired among the top 10 news stories of the bulletins.

Over **91%** of the news items published in the monitored papers were simple news stories. The number of analytical pieces, editorials and columns on the theme was dismally low.

Similarly in Television coverage, news items dominated – as many as **88.6%** of the items aired were simple news pieces without analyses. In three months, only **14** live-crosses with reporters from the field were aired and **no** detailed reports were aired in the 9 O’clock news bulletin on the monitored channels.

Of all the stories published, almost **98%** were of a reactive nature. On TV none of the stories aired were proactive and all i.e. **100%** of the stories were reactive in tone – the media only reacted to events with simple news coverage instead of tasking reporters with enterprise, investigative stories.

Even though media coverage lacked analysis and in-depth news, most of the stories were diverse and satisfactory.

*Since the year 2002, approximately 40,116 people have lost their lives in terrorist or counter terrorist activities. The number of civilians who have had to sacrifice their lives is more than 12,000 . Terrorist attacks, targeted killings, sectarian violence & drone attacks have all contributed to the post 9/11 death toll in Pakistan.*

*According to the pre-defined scale to measure news quality (copied later in the document)*

*42% of the stories published were rated average and 41% were rated good. On TV, 31% of the stories were rated average while 41% were rated good.*

According to a pre-defined scale to measure news quality (please see page 10) **20%** of the stories published were rated **poor**, **42%** were rated **average** and **41%** were rated **good**. On TV, around **31%** of the stories were rated **average** while **41%** were rated **good**.

The second part of the report focuses on media coverage of terrorism related conflict in different provinces and regions of Pakistan.

The monitored regions include Khyber Pakhtunkhwa, the 7 agencies of the Federally Administered Tribal Areas and the 6 Frontier Regions, Balochistan, Sindh, Punjab, Islamabad and the the five zones of Islamabad Capital Territory, Gilgit-Baltistan and Azad Jammu and Kashmir.

Amongst the monitored regions, **FATA and FRs** featured the most in terrorism related stories with a total of **161** stories published in the monitored papers. The number of stories about FATA aired on the three TV networks was **17**.


Armed fighting and skirmishes dominated the incidents of terrorism dominated from FATA; more than **48%** of the published items reported on armed fighting of some sort. The impact of the incidents reported from FATA and FRs was extreme, with up to **81%** of published stories reporting **loss of lives**.

Another region that frequently featured in the newspapers was **Sindh**. The total number of stories from Sindh was **119** with **64%** of them focusing on **target killing** incidents. In more than **64%** of the reported incidents of terror, **Ordinary Citizens** were the main victims of the crime. The death toll was high for Sindh, with more than **77%** of the stories reporting a **loss of live**.

### Khyber

**Pakhtunkhwa** featured in terrorism related stories **143** times in the monitored newspapers. On TV, **51** stories about terrorism related conflict in Khyber Pakhtunkhwa were aired. More than **40%** of the stories published were about **bombing** incidents. **Pakistani militants** were reported involved in more than **92%** of the incidents. Almost **43%** of the

*FATA and FRs featured the most in terrorism related stories with a total of **161** stories published in the monitored papers. more than **48%** of the published items reported on armed fighting. The impact of the incidents reported from FATA and FRs was mostly extreme. Up to **81%** of the published stories reported **loss of lives**.*



terror attacks effected **Ordinary Citizens** and up to **63%** resulted in a **loss of lives**.

From **Balochistan**, **123** stories of terrorism were published in the monitored newspapers and **15** aired on TV. Target killing & armed fighting incidents were frequent, with around **33%** of the published stories focusing on either bombing or target killing incidents. Around **74%** of the published stories reported loss of lives.

From **Punjab**, a total of **41** stories appeared in the monitored newspapers and **16** aired on the monitored channels. The most frequently reported incident of terror from Punjab was **kidnapping** with **29%** of the news stories reporting incidents of kidnapping and abduction. As many as **46%** of the news stories from Punjab mentioned a loss of lives.


The **Islamabad and ICT** zones did not appear frequently in the news. A total of **28** stories from the region were published in the monitored newspapers. Around **57%** of the published stories reported incidents of target killing, **64%** of the reported victims were ordinary citizens and **75%** of the stories reported a loss of lives.

**Gilgit Baltistan** and **AJK** do not seem to feature much in the news when it comes to reporting incidents of terrorism related conflict. In the monitored 3 months, a total of **12** stories indicating terrorism appeared in newspapers from Gilgit Baltistan and only **1** story was published from AJK.

The data gathered through media monitoring shows that terrorism incidents occur regularly all over the country (with AJK being a fortunate exception). The media coverage of these incidents is mostly news reports and reactionary with incidents being reported without much follow up. The analysis of situation and the op-ed columns and analysis necessary to press authorities into response seems to be missing from the media coverage of conflict and terrorism.

FATA and FRs were the most frequently featured region in this aspect. Since the region is embroiled in a protracted armed conflict, its frequent mention in

*From Balochistan, 123 stories of terrorism were published in the monitored newspapers and 15 aired on TV. Target killing & armed fighting incidents were frequent, with around 33% of the published stories focusing on either bombing or target killing incidents. Around 74% of the published stories reported loss of lives.*




the news is not surprising. However, the media monitoring threw up surprises such as more incidents of terror reported from Sindh than Balochistan.

Given the situation in Balochistan, one would be forgiven to assume, the province would be record more terrorism incidents than are reported. Again, terrorism in Balochistan is directly linked to an ongoing political conflict and the media coverage sadly lacks an in-depth analysis of the situation.

On TV, only the primetime 9 o' clock bulletins of three news channels were monitored. The data shows that not many terrorism or conflict related stories featured as **headline stories** on the 9o'clock news and barely **14%** of the stories aired were aired as the top story in the news bulletins. This figure, however, does not reflect the round the clock bulletins of TV which may have carried terrorism related news as and when they break and in prominent order of news.

It is also important to point out that follow ups of the stories are also limited to updates on the condition of the effected. In depth reports on how the investigation is progressing are not being aired or published.



# PART I


## OVERVIEW

# CONTEXT & BACKGROUND

## RESEARCH METHODOLOGY



viviiiixx



## Context & Background

From January to March 2012, a total of [179 bomb blasts](#)<sup>xi</sup> occurred in different parts of the country. Another 12 [suicide attacks](#)<sup>xii</sup> were also carried out. According to the South Asia Terrorism Portal, 264 people were killed and 531 injured in the bomb blasts, while the suicide attacks claimed 113 lives and left 123 people injured.

From sectarian motivated killing of leaders like Askari Reza, to journalists like Mukarram Khan Atif, various militant and terrorist elements in the country targeted ordinary citizens, political or religious leaders, lawyers, businessmen, religious minorities, students, women and even civilian law enforcement agencies and military and paramilitary outfits. Sadly, this reign of terror is not new to Pakistan.

For the last 10 years, terrorism seems to have become the norm in Pakistan. As the security situation worsened, terrorism related events have spiralled over the years with each year registering a gradual rise over the last. In the year 2011, there were [150 bomb blasts](#)<sup>xiii</sup> and 9 suicide attacks, while in [2010](#)<sup>xiv</sup> the number of bomb blasts from Jan 1<sup>st</sup> to March 11<sup>th</sup> was 86 and the number of suicide attacks was 13. Both 2010 and 2011 turned out to be bloody years, raked with countless incidents of terror – 2012 seems to be shaping up on the same lines. Sectarian and ethnic violence is on the rise. The frequency and intensity of bomb blasts and suicide attempts has visibly lessened but the death toll is still on the rise.


Amongst the forces directly in the line of fire is [the media](#)<sup>xv</sup>. During the last decade, the Pakistani media that was not prepared or equipped for conflict

reporting, has had ample practice covering terrorism and conflict and yet, the media still has to come of age. The private electronic news media in Pakistan was born during the time of conflict and terror. It never had the opportunity to mature before being thrust into the bloody business of reporting conflict. As a result countless issues arose. However, media owners and managers have learnt the hard way over the past few years and have been consciously moving towards adopting more responsible reporting practices. Likewise, the print media is steadily working towards better journalism practices.

To evaluate the media's response to conflict and terrorism, this study looks at how the print and electronic news media in Pakistan reports on terrorism related conflict. The report aims to determine the priority given to incidents of terror or the lack of it. It also aims to determine how terrorism related incidents are covered and reported from different regions in the country.

In addition, this report also addresses how media space is divided between regions when it comes to terrorism based conflict reporting. An attempt to determine the quality of news reporting on terrorism has also been made and the report includes an overview of the kind of news items media produces, publishes and airs on the subject.

*In the first 3 months of 2011, there had been 150 bomb blasts and 9 suicide attacks. In 2010 the number of bomb blasts from Jan 1st to March 11th was 86 and the number of suicide attacks was 13. – 2012 seems to be shaping up on the same lines.*



## **Research Methodology**

This research report, through clearly defined categories and indicators, aims to bring clarity to and an understanding of the media's response to terrorism and conflict that has racked Pakistan in the recent months and years. What emerges is a picture of how the electronic and print media in Pakistan covers the subject of terrorism related conflict. The print media has historically been a strong force of influence in the country, but the electronic media is fairly young. Even though private TV channels took root in the country barely a decade ago, its influence has already spread far and wide and the trendsetting / agenda building nature of the television news channels is not disputed anymore.


For the purpose of a thematic analyses of content being published and aired, a select sample of news media was monitored for terrorism related news from January 2012 to March 2012. Three widely circulated newspapers and the 9 o'clock bulletins of three popular news channels were monitored and analysed on a daily basis for three months.

<b><u>MONITORING SAMPLE</u></b>			
<b>Newspapers</b>	Jang	Dawn	Express Tribune
<b>News Channels</b>	Geo News	Saama TV	Waqat News

The monitored media outlets were selected because they enjoy considerable popularity and influence over their audience. Geo News is the most popular and highly rated news channel of all. Jang and Dawn are among the highly circulated

Urdu and English newspapers in the country. All news outlets monitored are considered fairly influential in shaping up public opinion. The data gathered through media monitoring was sorted both for quantitative and qualitative research analysis. For qualitative analysis, all the monitored items were rated on a predefined scale, designed to determine the quality of journalism. The elements monitored for quality are as follows;

<b><u>QUALITATIVE INDICATORS</u></b>			
<b>Subject Focus</b>	<b>Assigned Weightage – 1 – 4</b>		
<b>Score 1</b>	If only a passing reference has been made to terrorism and the primary focus of the item is some other issue		
<b>Score 2</b>	If a good reference has been made to terrorism and conflict, however the primary focus of the item is some other issue.		
<b>Score 3</b>	If the primary focus is terrorism, however the article also talks about other unrelated issues		
<b>Score 4</b>	If the primary focus is terrorism		
<b>Case Study</b>	<b>Assigned Weightage 0 - 2</b>		
<b>Score 0</b>	No reference		
<b>Score 1</b>	At least 1 reference to a terrorism related case study		
<b>Score 2</b>	Multiple references to terrorism related case studies		
<b>Expert Opinion</b>	<b>Assigned Weightage 0 - 2</b>		
<b>Score 0</b>	No opinion from experts included in the story		
<b>Score 1</b>	At least 1 opinion from an expert		
<b>Score 2</b>	Multiple opinions from experts		
<b>Info. Sources</b>	<b>Assigned Weightage 0 – 2</b>		
<b>Score 0</b>	No facts and figures quoted		
<b>Score 1</b>	Reference to at least one research or study		
<b>Score 2</b>	Reference to multiple researches , studies and statistics		
<b>SCORING</b>	<b>Below 5 = POOR</b>	<b>Below 7 = AVERAGE</b>	<b>7 – 10 = GOOD</b>



For quantitative analysis the priority, significance and tone of the media items appearing in the monitored sources were noted. An indication of different types of news items was also a part of the quantitative indicators.

To allow in-depth analysis of the monitored items, every news item was checked for a set of pre-defined general and conflict indicators.

The first among the general indicators was region. Terrorism related news stories from the following regions were systematically monitored.


- i. Khyber Pakhtunkhwa
- ii. FATA & FRs
- iii. Balochistan
- iv. Sindh
- v. Punjab
- vi. Islamabad and ICT
- vii. Gilgit Balistan
- viii. AJK

All news items, related to terrorism related conflict aired or published in the monitored sources from January till March 2012 were divided and categorised for the regions above.

The categorised items were then checked for a set of other general conflict indicators to allow for an in-depth thematic analysis of the topic. Among the main indicators were nature of the attacks, conflict actors, victims and impact of the reported incident. All these indicators included preset options so as to allow a systematic and consistent analysis of the issue.

<b>CONFLICT INDICATORS MONITORED &amp; CATEGORIZED</b>			
<b>NATURE OF ATTACKS</b>	<b>CONFLICT ACTORS</b>	<b>VICTIMS</b>	<b>IMPACT</b>
Bombing	Pakistani Militants	Ordinary Citizens	Loss of Lives
Suicide Bombing	Non-Pakistani Militants	Women	Injuries
Target Killing	Non-State Actors	Children	Loss of property
Kidnapping	Military / Paramilitary	Businessmen	Displacement
Armed Fighting	Civilian Law Enforcement	Military / Paramilitary	Other
Verbal Threats	Other	Civilian Law enforcement	
Other		Students	
		Journalists	
		Others	


*\*Waqt News data for January 2012 was not available – for the month of Jan Waqt news data is essentially driven from the averages of Feb. And March data. Decimal points have been rounded off to the next number.*



What & Where; types & Priority  
Quality Matters; Region wise  
news quality

# PART II

## QUANTITATIVE & QUALITATIVE ANALYSIS



xviii

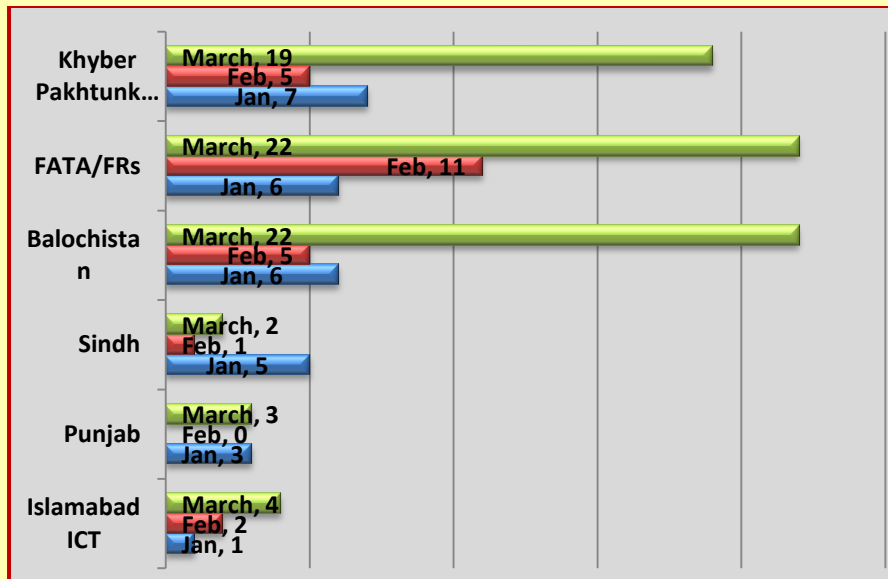


## What & Where

### Types of News Items & Priority Given to Them

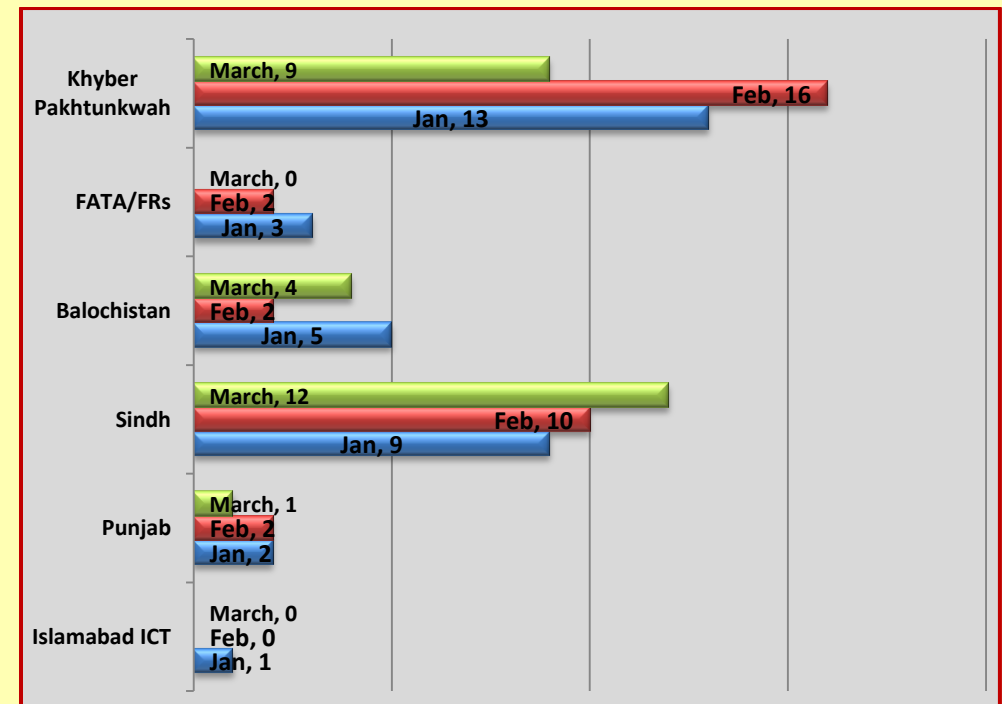
Take a single glance at any newspaper and it is obvious that there is no dearth of terrorism related news. However, when the data gathered through media monitoring was analysed an unexpected picture emerged. The data shows that media outlets, be it print medium or electronic medium do not usually give much of a priority to news about terrorism related conflict. Even when there is coverage of terrorism related news aplenty, these have been relegated to inner pages now or figure lower in the bulletins in terms of priority. From January to March 2012, a total of **78** related news items were printed on the front pages of monitored newspapers.

**FRONT PAGE NEWS FROM DIFFERENT REGIONS**



On TV only **15** related items were aired as top stories on the 9 o' clock news bulletins and around **67** were included among the first 10 news items of the bulletin.

**NO OF NEWS INCLUDED IN THE FIRST 10 ITEMS OF THE BULLETIN**

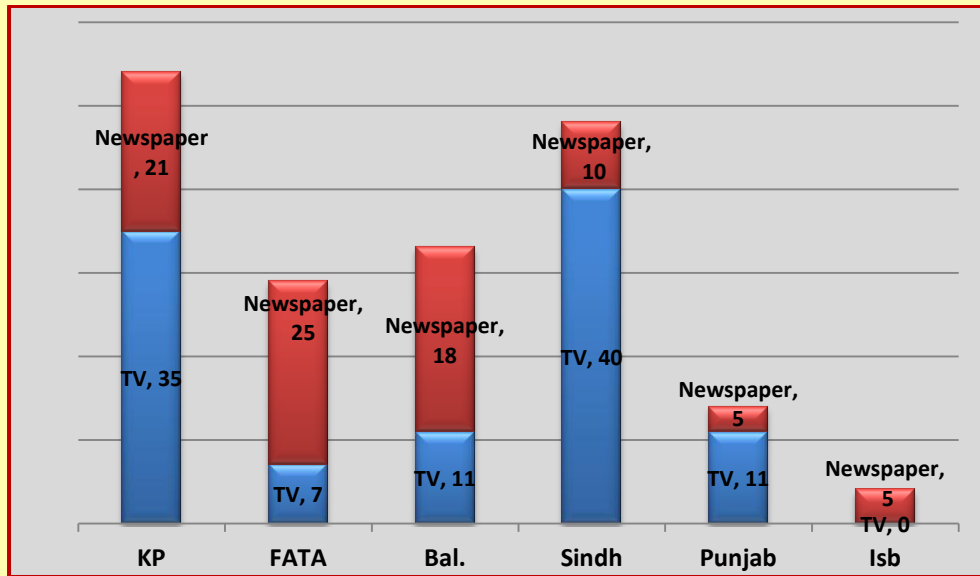


It is obvious from the graph above that terrorism related news items from Khyber Pakhtunkhwa and Sindh are regularly being aired prominently.



The graph below shows graphical comparison of news items from different regions that make front page news and accorded priority in the news bulletins.

**COMPARISON OF FRONT PAGE NEWS & PRIORITIZED NEWS ON TV  
FROM DIFFERENT REGIONS**


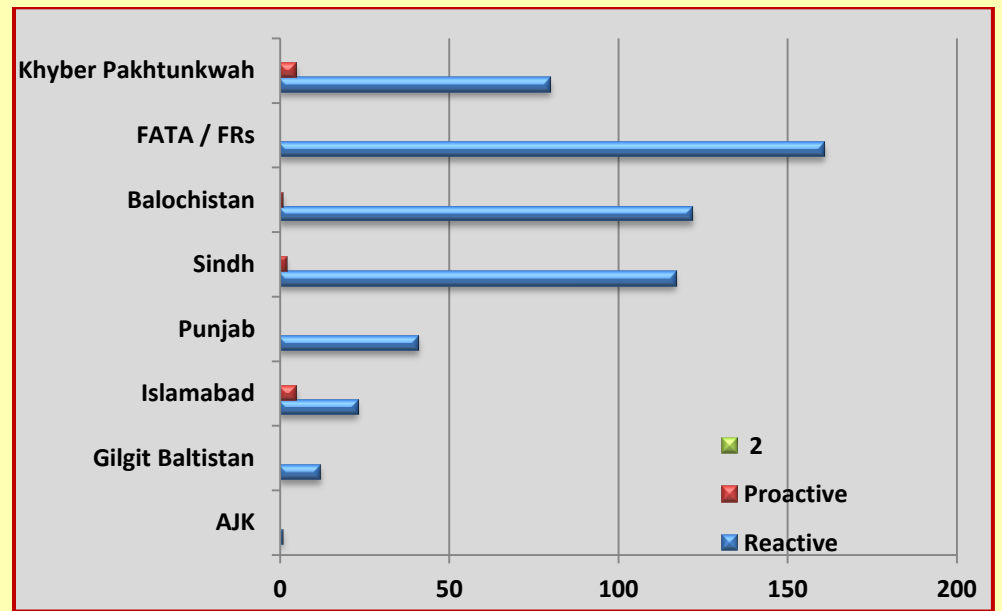


Even though the overall representation of terrorism related news on TV seems comparatively lower than the news items appearing in the print medium, the data shows that the TV channels are giving priority to terrorism related news items by putting them high up in the news bulletins. It is also obvious that news generating from the region of Sindh is being given more priority in TCV bulletins while news from Balochistan doesn't seem to be making it to priority places in 9 O'Clock bulletins.

Another quantitative indicator is the tone of the story. The monitored news pieces were categorized as **reactive** or **proactive** according to their tone and the timing of their publication or broadcast.

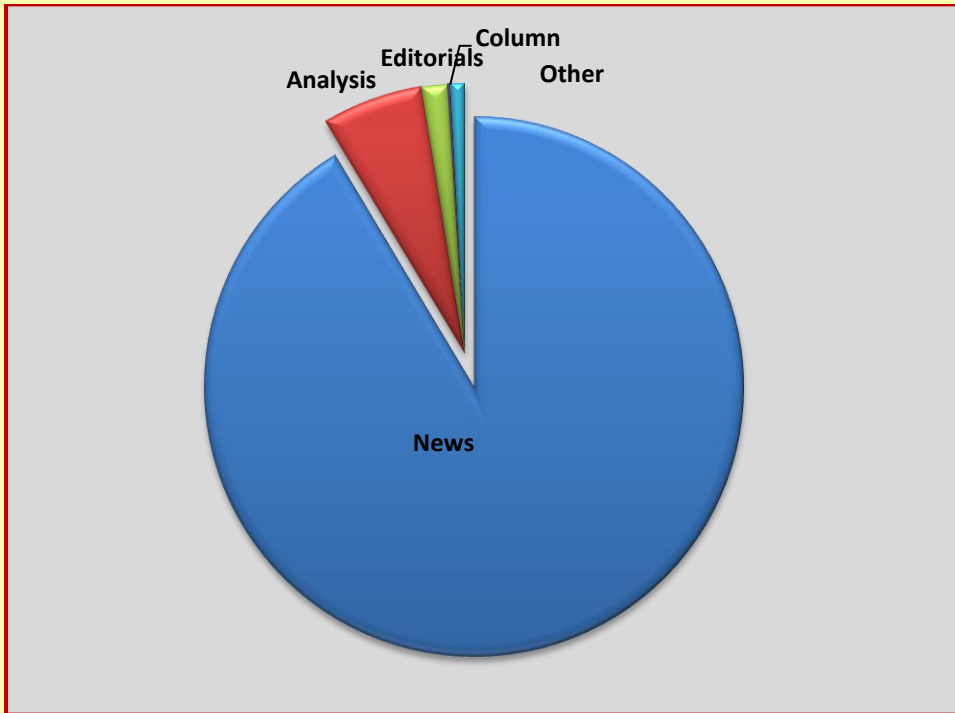
The data shows that a considerable majority of the related news items is reactive in nature. In the monitored newspapers, as many as 98% of the published stories were of a reactive nature. On TV, the situation seems to be even worse; from January to March not a single proactive story was aired, and 100% of the stories broadcast were reactive. A region wise division of reactive and proactive stories published in newspapers follows.

**NATURE & TONE OF PUBLISHED NEWS STORIES**



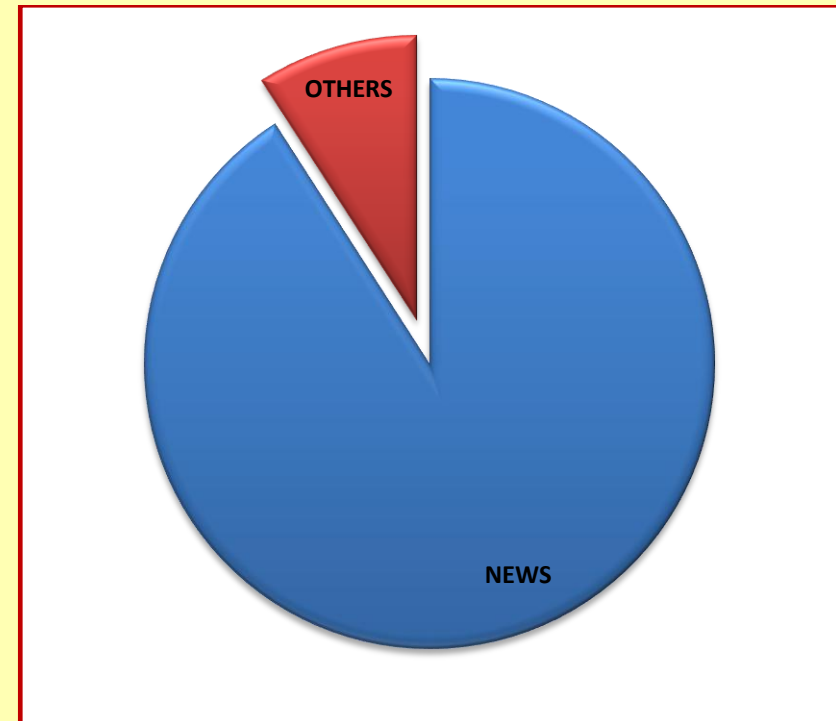
The media items were also categorized into different types to determine what kind of news coverage is being given to terrorism related conflict. Unsurprisingly, the majority of news items published comprised simple news stories. Analysis, opinion pieces, editorials, columns and other kinds of news items were barely present.

#### TYPES OF MEDIA ITEMS PUBLISHED IN NEWSPAPERS



On TV only 14 beepers were aired between January and March 2012 on the 9 o'clock news. The rest of the broadcasted items were simple news stories.

#### TYPES OF MEDIA ITEMS AIRED ON TV



Looking at the quantitative indicators, it is obvious that the news media dedicates a considerable amount of paper and air space to news related to terrorism and conflict. However, it is also obvious that a large part of this news coverage is reactive and limited to simple reports of incidents of terrorism.

Analysis and in depth reporting on these incidents seems to be missing in both print and electronic media.

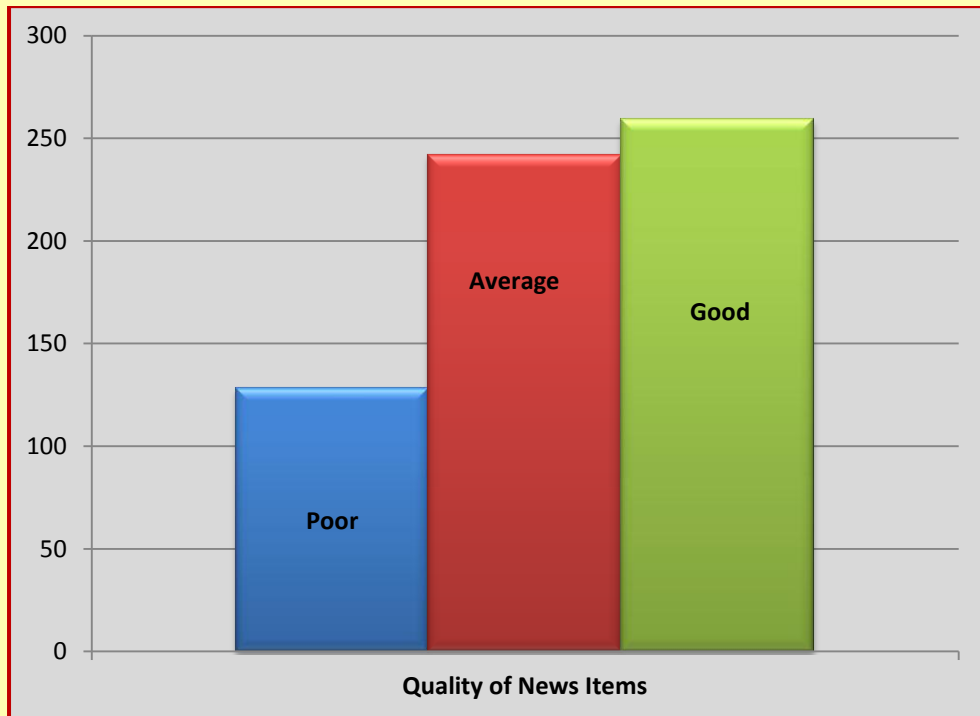


## Quality Matters

### News Quality from different regions

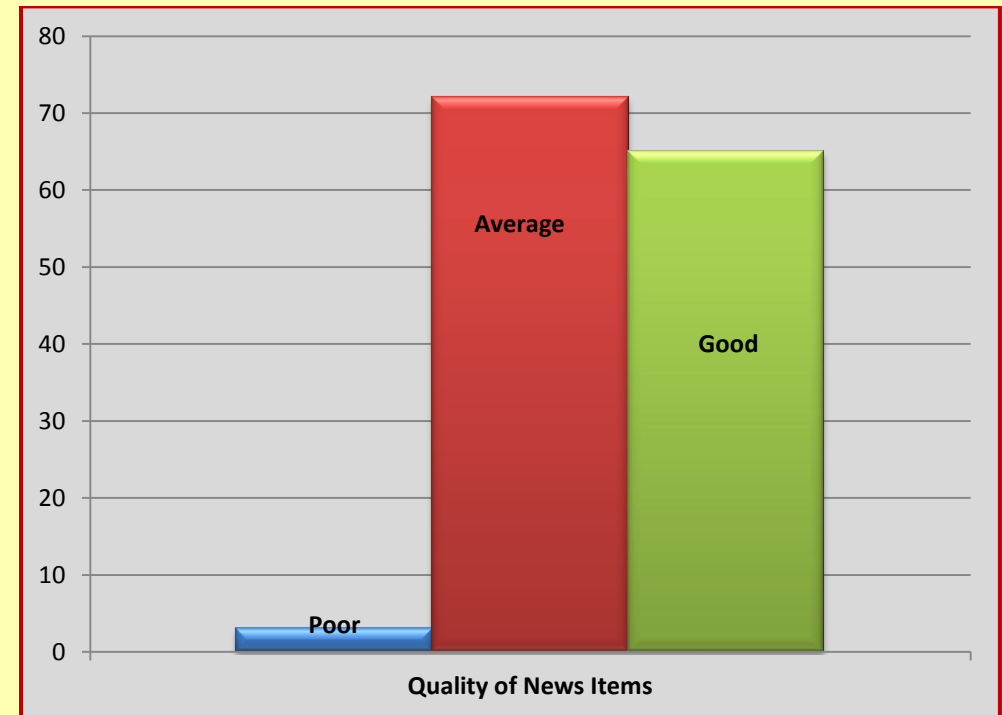
The quality of news items that were published on the theme was mostly average in both electronic and print mediums. Overall around 35% of the published items were of average quality, 27% were rated poor and around 37% of the published items were rated good. On TV, most of the news items were rated average, with as many as 71% scoring an average rating on the pre defined scale.

**QUALITY OF PUBLISHED NEWS ITEMS - NEWSPAPERS**



On TV the quality of news items remained overall satisfactory.

**QUALITY OF PUBLISHED NEWS ITEMS - TELEVISION**

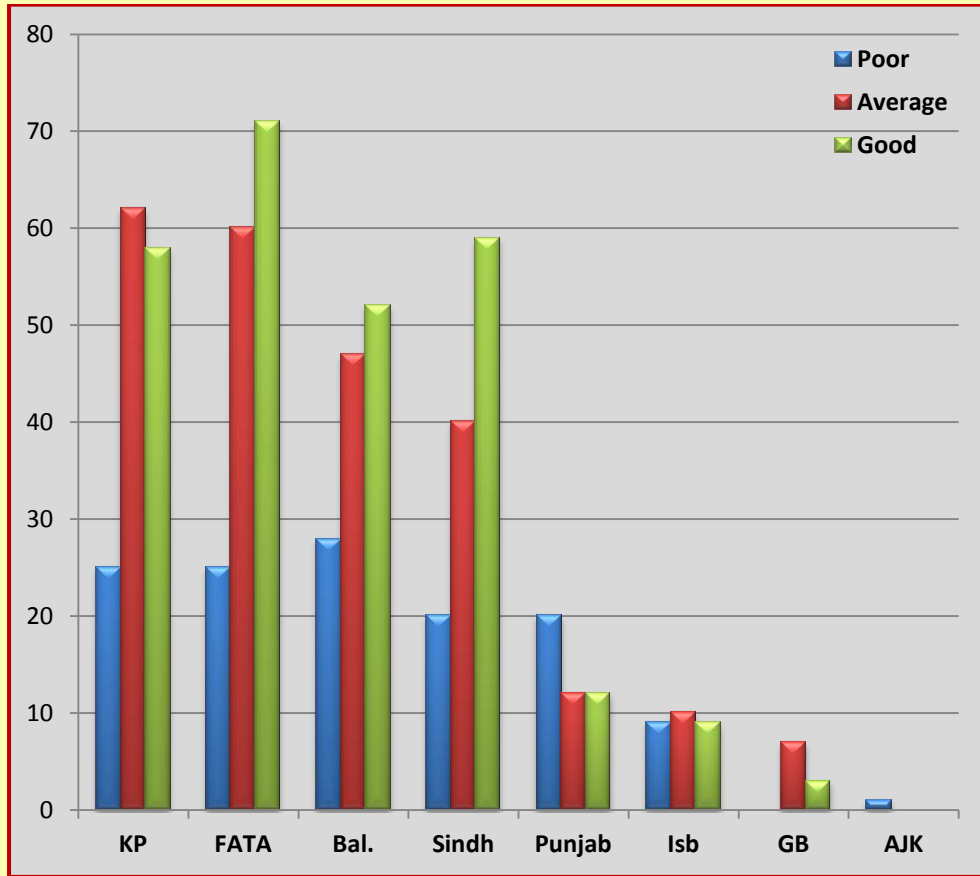


The time limit in television news bulletins does not allow in depth reporting of the incidents. However, it was noticed that the news items aired did carry diverse views and expert opinions on the incident of terror.




The quality of news stories across different regions can be categorized as follows;

#### **QUALITY OF NEWS STORIES IN DIFFERENT REGIONS**



Since a majority of the news stories were incidental and focused on specific incidents of terror, they managed to obtain a good ranking on the scale simply by the virtue of featuring a perfect case study. Other elements on the scale were also present in post but the room for improvement definitely remains.




Khyber Pakhtunkhwa  
FATA / FRs  
Balochistan  
Sindh  
Punjab  
Islamabad & ICT  
Gilgit Baltistan & AJK

# PART III

## REGIONAL COVERAGE



xxi

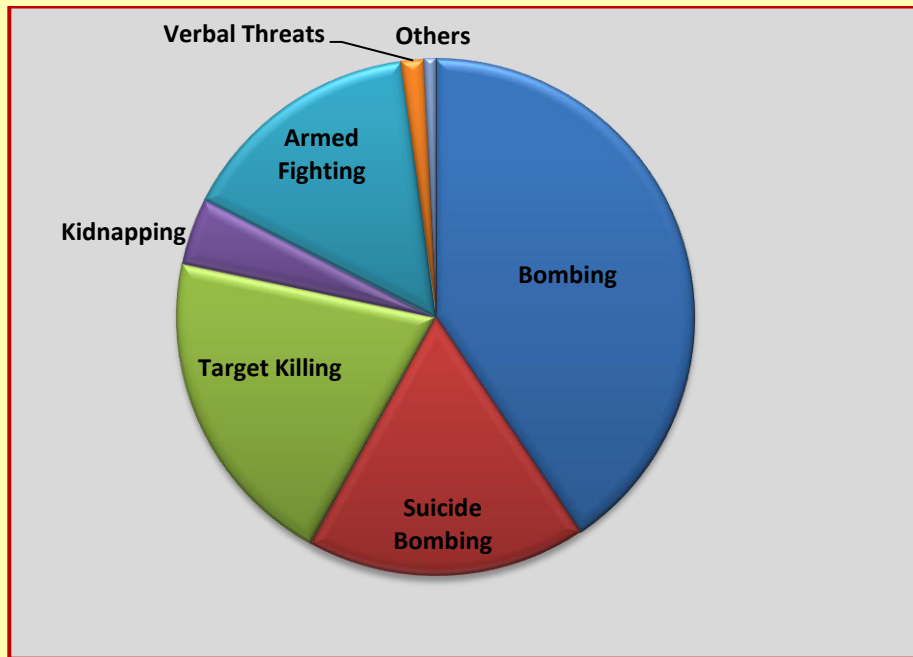


## Khyber Pakhtunkhwa

The troubled Khyber Pakhtunkhwa province of Pakistan is among the regions worst hit by conflict. Peshawar, the province's capital is constantly in the grip of terrorism incidents. From January 1<sup>st</sup> to March 11<sup>th</sup> 2012, the region suffered from 56<sup>xxii</sup> [bomb blasts](#) and 9<sup>xxiii</sup> major [suicide attacks](#).

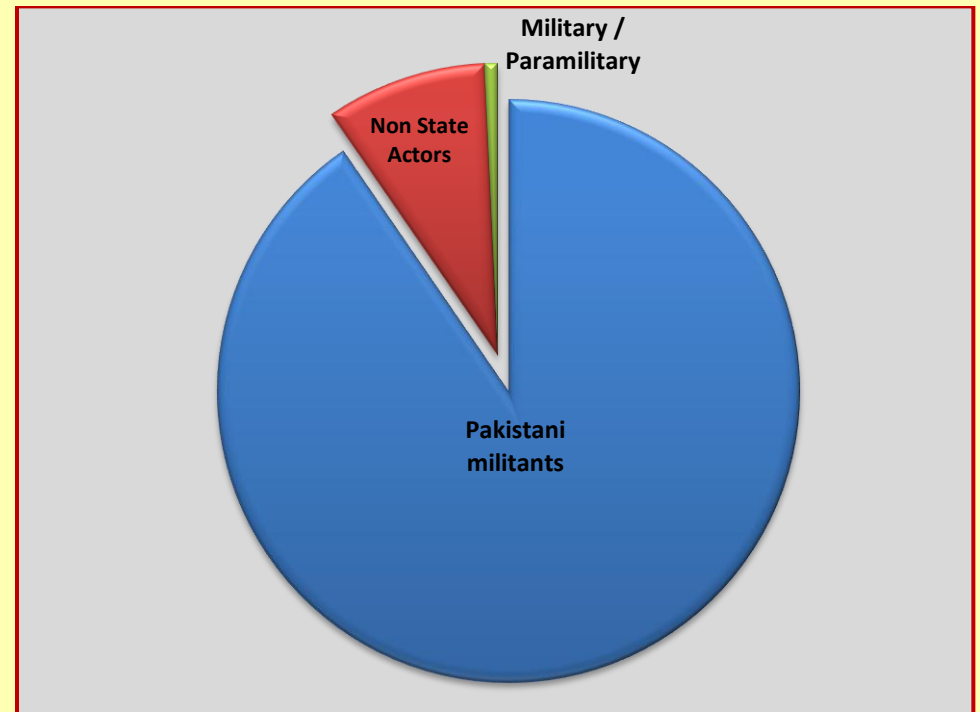
From January to March 2012, Khyber Pakhtunkhwa appeared in terrorism related news as many as 143 times. On TV, the number of related news items about KP was 51. Most of the reported acts of terrorism comprised of bombing incidents.

**NATURE OF REPORTED ATTACKS FROM KP (NEWSPAPER)**




Most of reported attacks were carried out by Pakistani militants. Military and paramilitary forces were also reported as conflict actors in a couple of reported incidents, mostly operations carried out against the militants.

**CONFLICT ACTORS**

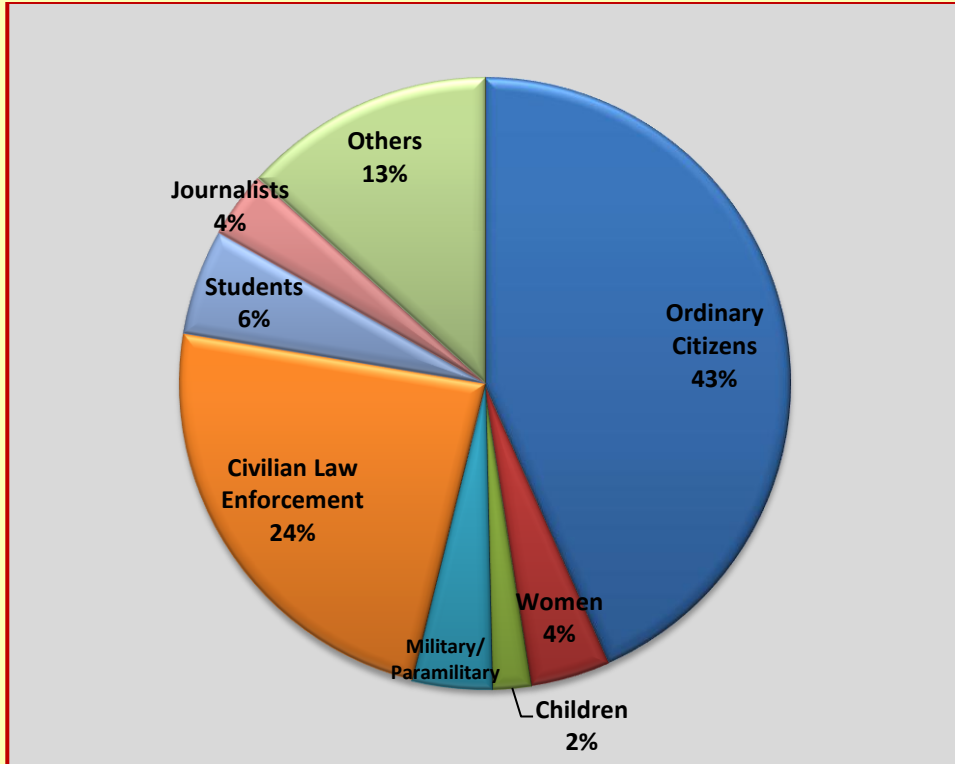


All incidents reported on TV also indicated Pakistani militants as conflict actors.



In almost all of the reported incidents of terror, ordinary citizens and civilians were victims.

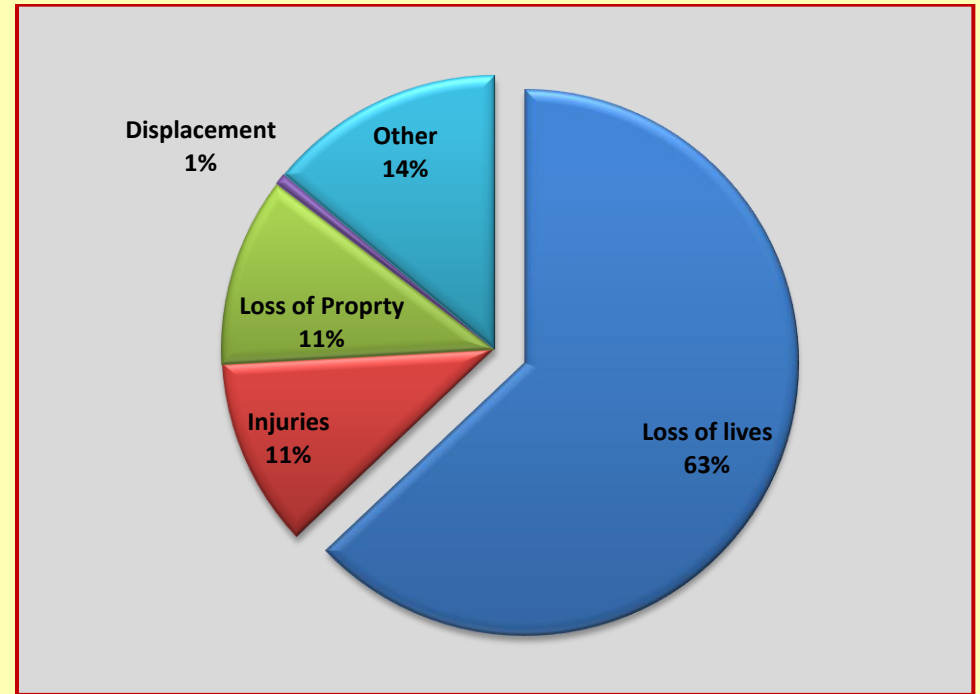
**VICTIMS OF TERRORISM INCIDENTS REPORTED IN NEWSPAPERS**




As can be seen in the graph, civilian law enforcement authorities also remained one of the prime targets of terrorists in KP, a trend that is not so obvious in the news coverage from other regions of the country.

A large number of the reported incidents resulted in a loss of lives.

**IMPACT OF REPORTED INCIDENTS IN NEWSPAPERS**



On TV, since only one bulletin was monitored, the overall coverage was obviously lower, but the trends remained the same. Out of the 51 news items that aired, 43% reported bombing incidents; Pakistani militants were reported involved in 84% of the aired news items; 60% of the victims were ordinary citizens and 29% were civilian law enforcement agencies. A loss of lives was reported in 84% of the broadcast news items.

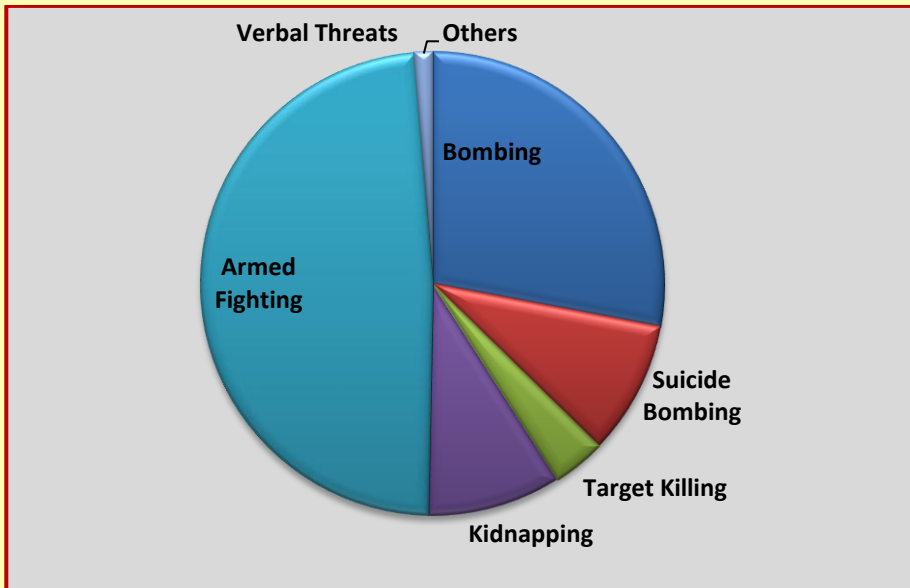


## FATA & FRs

The Federally Administered Tribal Areas, FATA are among the most volatile zones in the country. The region is an armed conflict zone and terrorist / militant attacks are sadly the norm in this region. From January to March 2012, there have been at least [57 bomb blasts](#)<sup>xxiv</sup>, 3 major [suicide attacks](#)<sup>xxv</sup> in the region. Various incidents of target killing, kidnapping and armed fighting have also been reported.

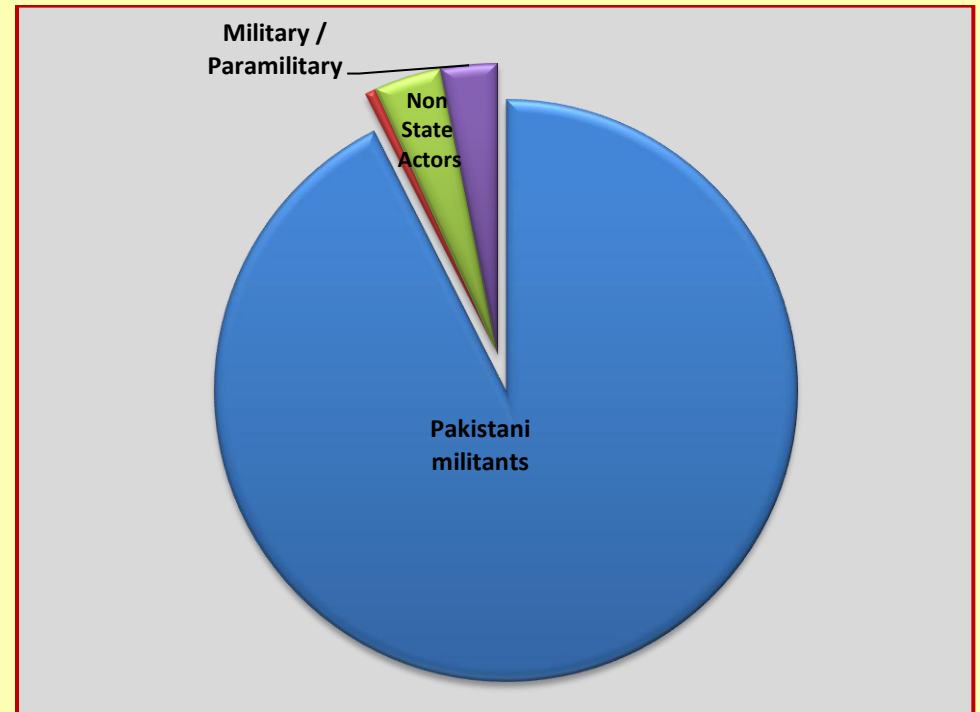
From January to March 2012, FATA appeared in terrorism related news as many as 161 times. But on TV, the number of related news items about FATA was only 17. Most of the terrorism reported from FATA consists of armed fighting and skirmishes.

NATURE OF REPORTED ATTACKS FROM FATA (NEWSPAPER)




Most of reported attacks were carried out by Pakistani militants. Military and paramilitary forces also played the part of conflict actors in news stories regarding operations or attacks against the militants. Pakistani militants remained the major conflict actors in FATA as well.

CONFLICT ACTORS

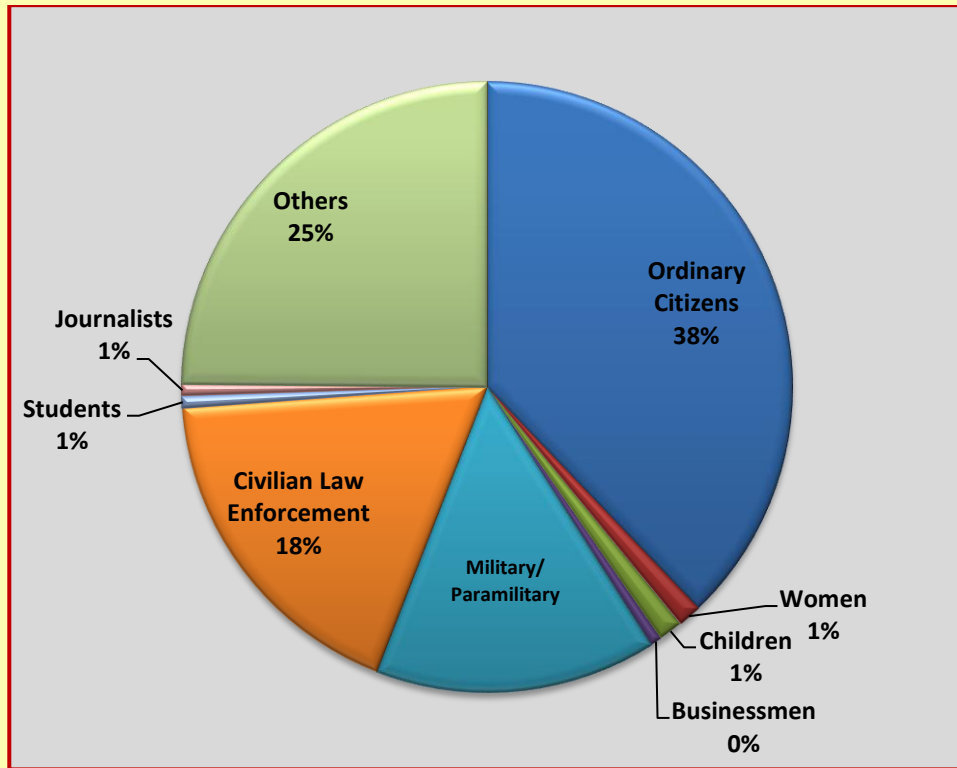


Pakistani militants were also reported as being the main conflict actors on TV.



Ordinary citizens remained the biggest target group of the militants, but like KP, FATA can also be identified as one of the regions where civilian and military forces are actively being targeted.

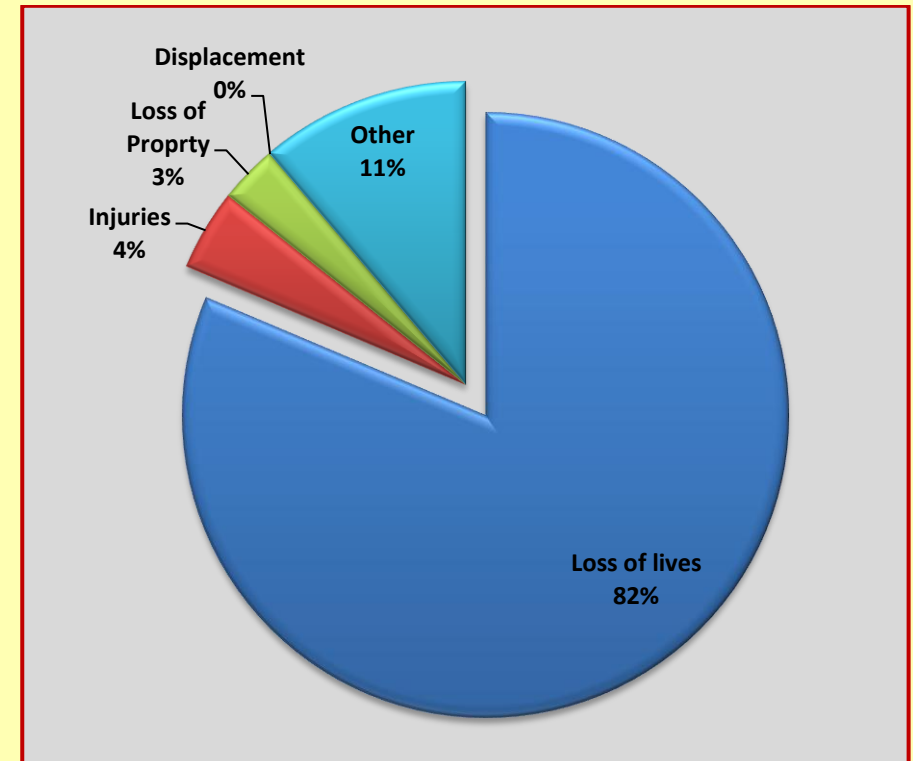
**VICTIMS OF TERRORISM INCIDENTS REPORTED IN NEWSPAPERS**



Most of the victims identified as others consist of Taliban commanders and other militant forces who perished in military or paramilitary operations in FATA. The disturbing trend of destroying schools is once again emerging in news reports from both FATA and Khyber Pakhtunkhwa.

Most of the reported incidents resulted in a loss of life.

**IMPACT OF REPORTED INCIDENTS IN NEWSPAPERS**



Surprisingly, FATA did not appear to be a priority area in 9 O' Clock TV bulletins. Only major incidents of terrorism were reported; 47% of the reported incidents on TV were about armed fighting and skirmishes; 82% involved Pakistani Militants as conflict actors and 94% mentioned a loss of life. Most of the items aired on TV reported operations against militants.

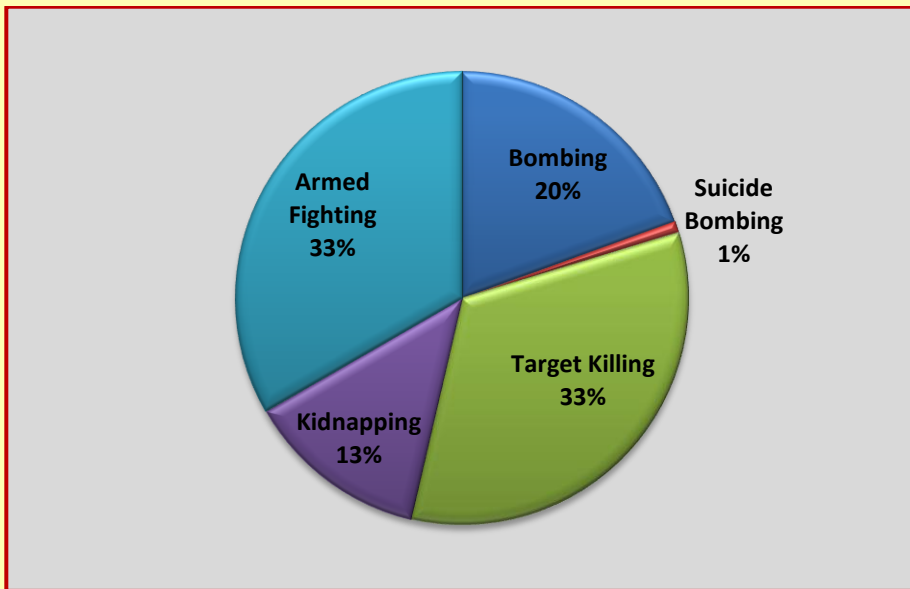


## Balochistan

Balochistan has come to represent another bleeding border in Pakistan. The region is vastly underdeveloped and is now hostage to violent nationalist, separatist sentiment and underground elements. Incidents of terrorism are quite the norm in the province. From January to March 2012, the capital city Quetta faced 38<sup>xxvi</sup> bomb blasts and other [terrorism incidents](#).

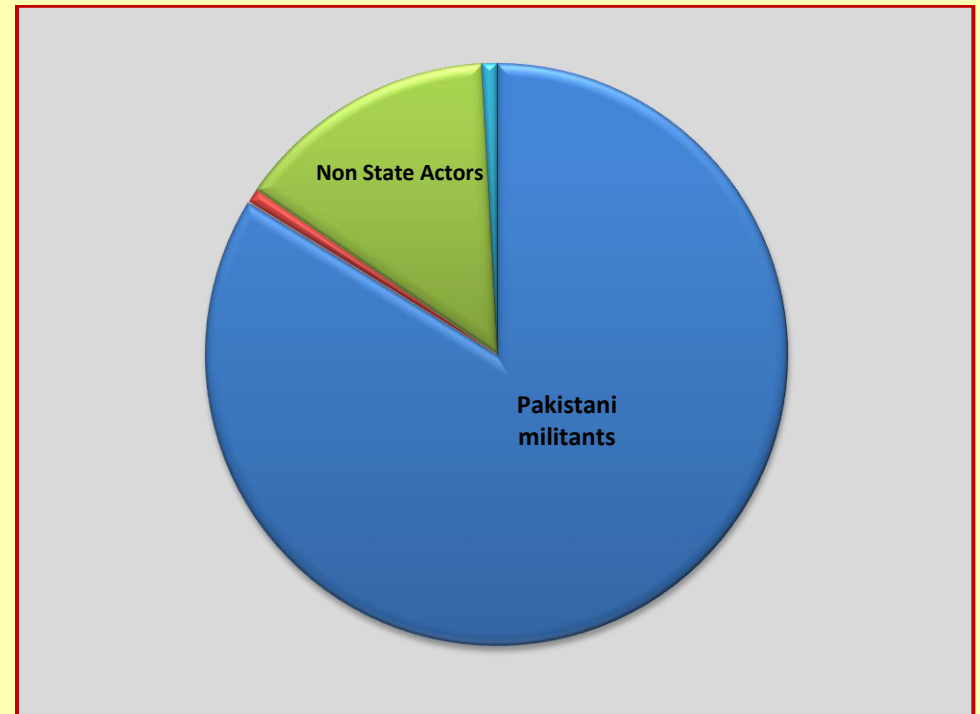
From January to March 2012, Balochistan was mentioned as a terrorism target as many as 123 times. On TV, the number of related news items about Balochistan was only 15. Most of the terrorism reported from Balochistan mentioned target killing and armed fighting and skirmishes.

**NATURE OF REPORTED ATTACKS FROM BALOCHISTAN (NEWSPAPER)**




Balochistan might not be a declared armed conflict zone but the newspapers and TV continuously carry reports of fighting between paramilitary forces and Baloch nationals. The conflict actors in most the news stories remain Pakistani militants and non state actors with civilian and military / paramilitary forces occasionally playing a part in the accelerating conflict.

**CONFLICT ACTORS**

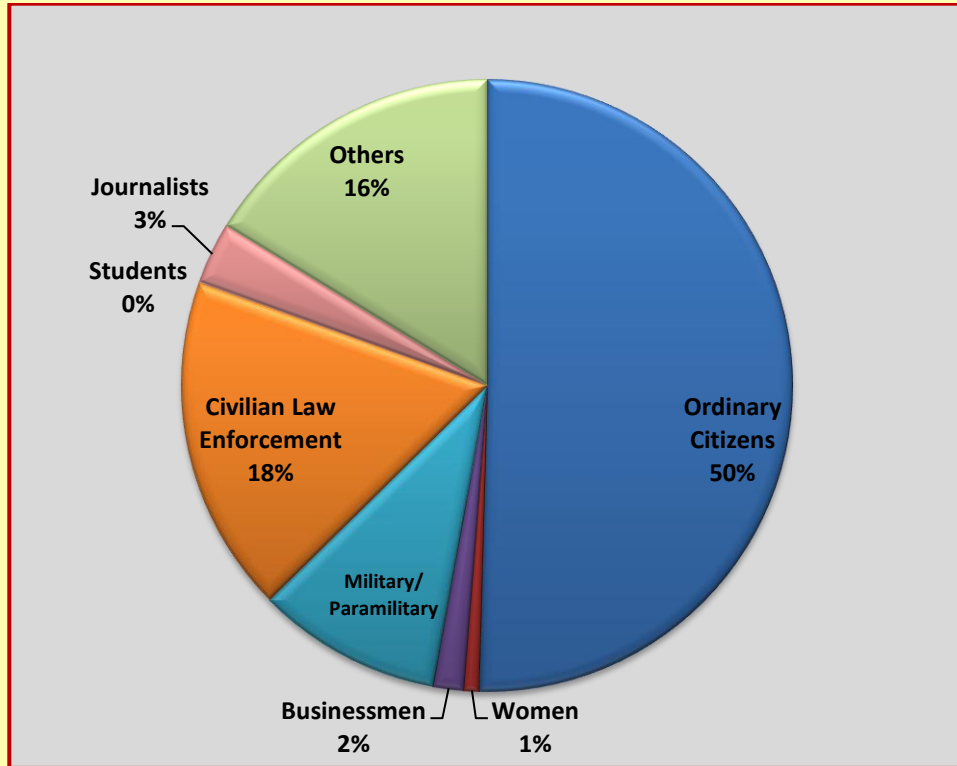


Pakistani militants were also reported as being the main conflict actors on TV.



Ordinary citizens and civilian law enforcement agencies remained the main victims of the conflict. Members of Paramilitary forces specifically FC were also reported as being targeted.

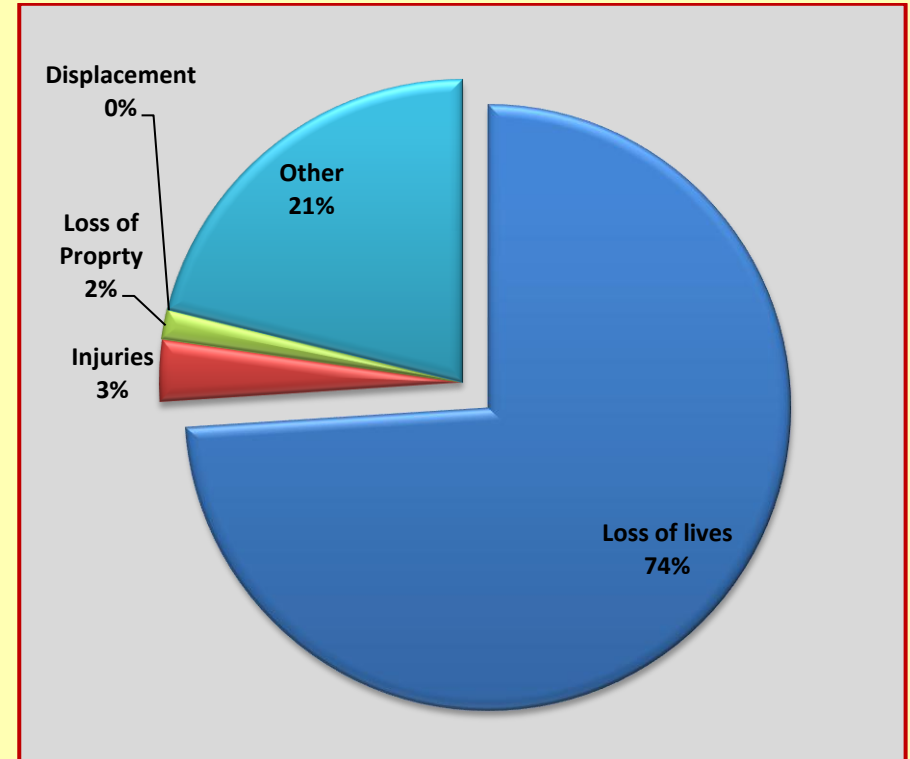
**VICTIMS OF TERRORISM INCIDENTS REPORTED IN NEWSPAPERS**




Multiple armed groups were reported involved in these incidents of terror.

Most of the reported incidents resulted in a loss of life.

**IMPACT OF REPORTED INCIDENTS IN NEWSPAPERS**



Once again, only the major incidents of terrorism made an appearance in the 9 o' clock TV bulletins. The trends seen in newspaper coverage continued. 46% of the related items on TV reported bomb blasts, 80% involved Pakistani Militants, 80% of the victims indicated were ordinary citizens ad 86% mentioned a loss of lives.



## Sindh

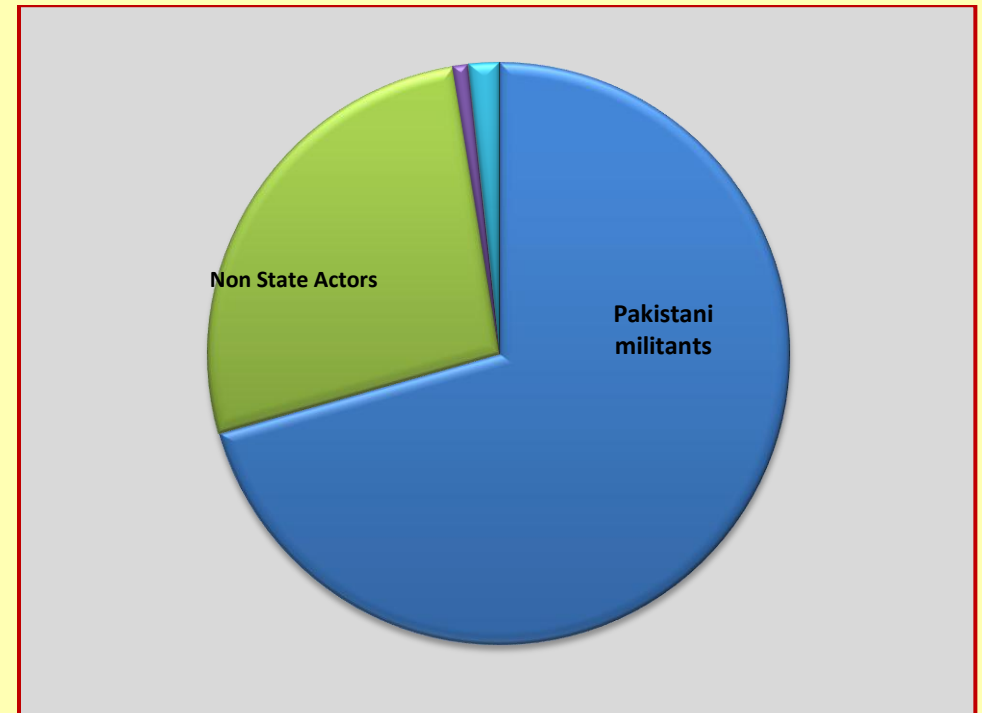
Sindh's provincial capital Karachi has registered instances of violent implosions over the years, but the province is neither an armed conflict zone nor a historically complex area. Even by its own standards of being in the news, Karachi figured frequently in violence related news, indicating that this region has become quite volatile. The political rift between MQM and ANP and the resultant target killings make the mass of reported incidents of terror from Sindh. From January to March 2012 a staggering 70<sup>xxvii</sup> incidents of terrorism have been recorded in Karachi only. From January to March 2012, 119 related news pieces in the monitored papers were about Sindh. On TV, Sindh seems to be a priority region with 56 stories aired in the monitored bulletins. Target killing remained the most reported form of terrorism.

**NATURE OF REPORTED ATTACKS FROM KP (NEWSPAPER)**




As has been seen in the news reporting from other regions, Pakistani militant were identified as the main conflict actors in most of the reported incidents.

**CONFLICT ACTORS**

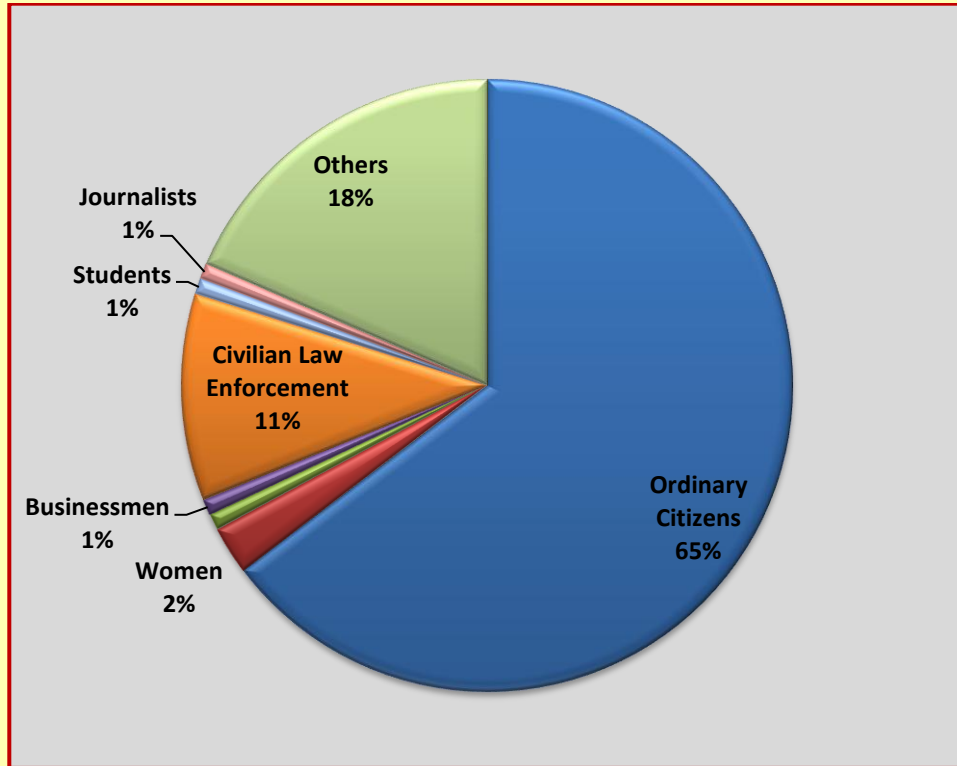


Pakistani militants were also reported as being the main conflict actors on TV.



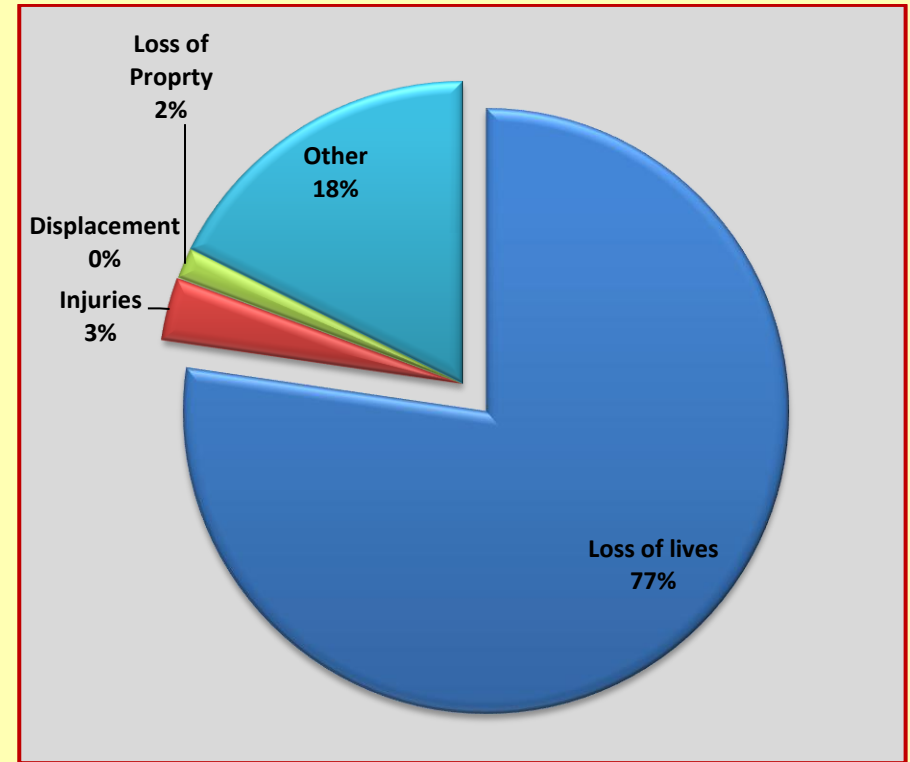
Ordinary citizens became the main victims of the conflict, however a significant number of these citizens were also identified as members of either ANP or MQM. Civilian law enforcement agents, were also targeted in a few reported incidents.

**VICTIMS OF TERRORISM INCIDENTS REPORTED IN NEWSPAPERS**



Most of the reported incidents resulted in a loss of life.

**IMPACT OF REPORTED INCIDENTS IN NEWSPAPERS**



Unlike Balochistan, KP and FATA, incidents from Sindh made a more frequent appearance in TV news bulletins.

Target killing incidents were mostly reported. 75% of the terrorism news items reported from Sindh were about target killings 73% of the victims were ordinary citizens and 82% mentioned a loss of lives. Almost all the news stories monitored for Sindh originated from Karachi.

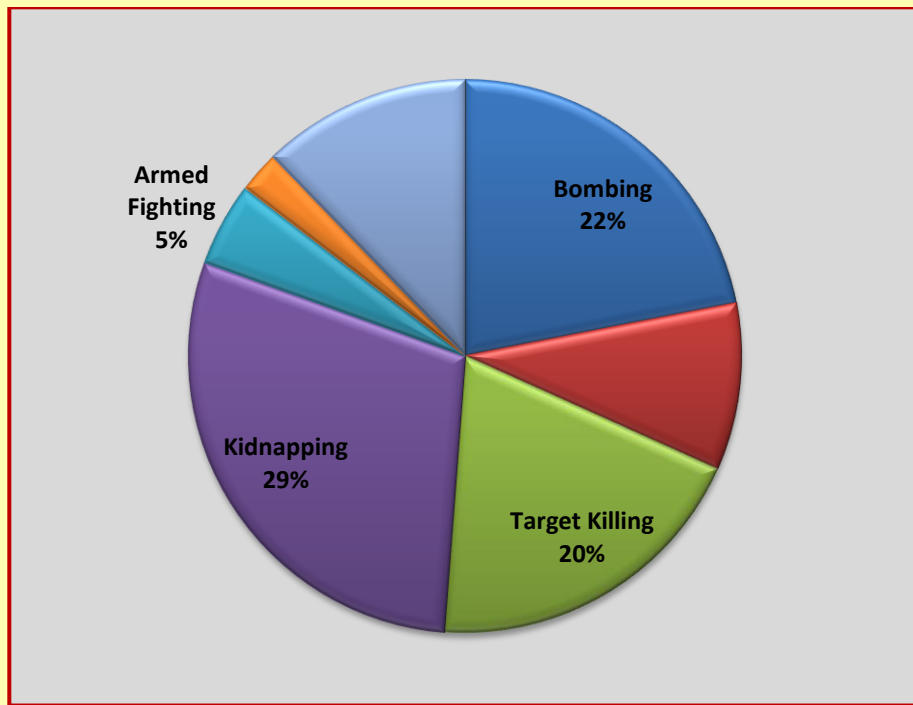


## Punjab

When it comes to terrorism related conflict Punjab seems to be in a relatively better condition. Compared to other provinces, the terrorism graph in Punjab is not very high. In 2011 only <sup>1xxviii</sup> bomb blast has been reported from Punjab which is significantly lower than the trends seen in regions discussed so far.

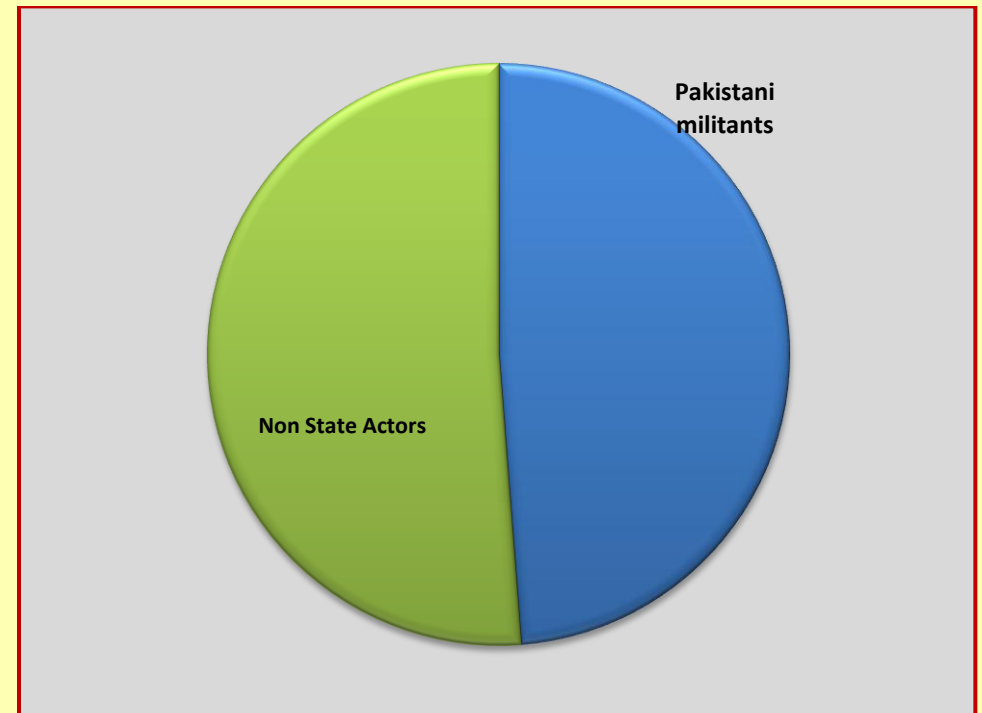
In the monitored period, 41 news items about terrorism carried datelines from Punjab. On TV, the number of terrorism related news items from Punjab was 16. The act of terrorism most reported from this region was kidnapping.

### NATURE OF REPORTED ATTACKS FROM PUNJAB (NEWSPAPER)




The elements involved in terrorism attacks like bombings and target killings were mostly identified as Pakistani militants, while the factors involved in kidnapping fell under the category of non-state actors.

### CONFLICT ACTORS

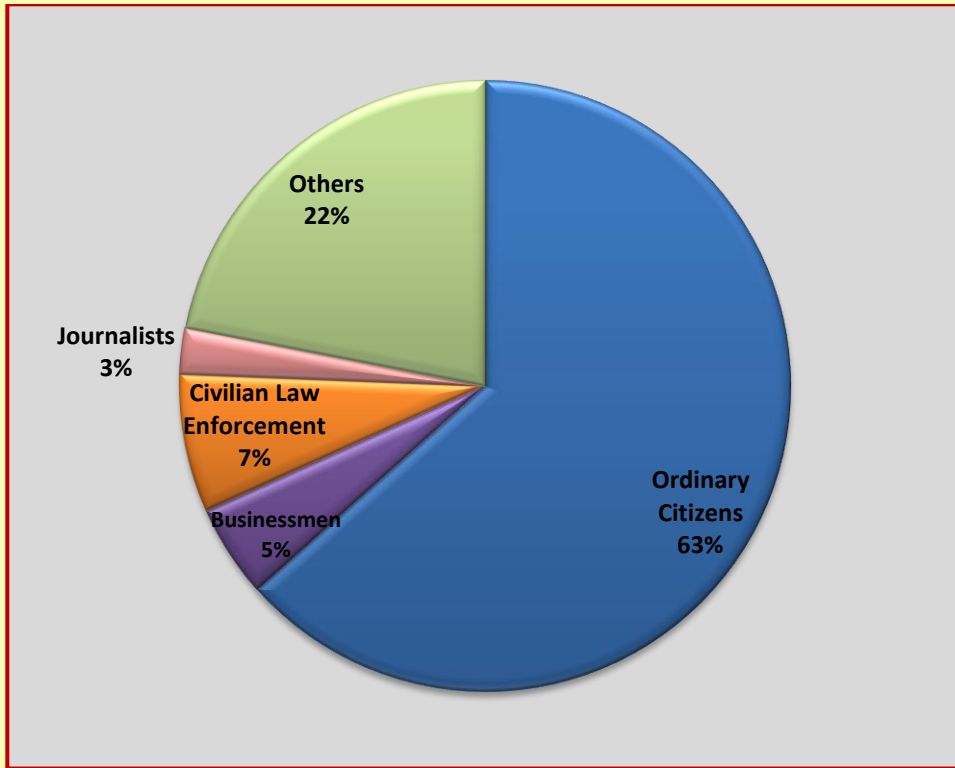


On TV, Pakistani militants were also reported as being the main actors of the reported conflict.



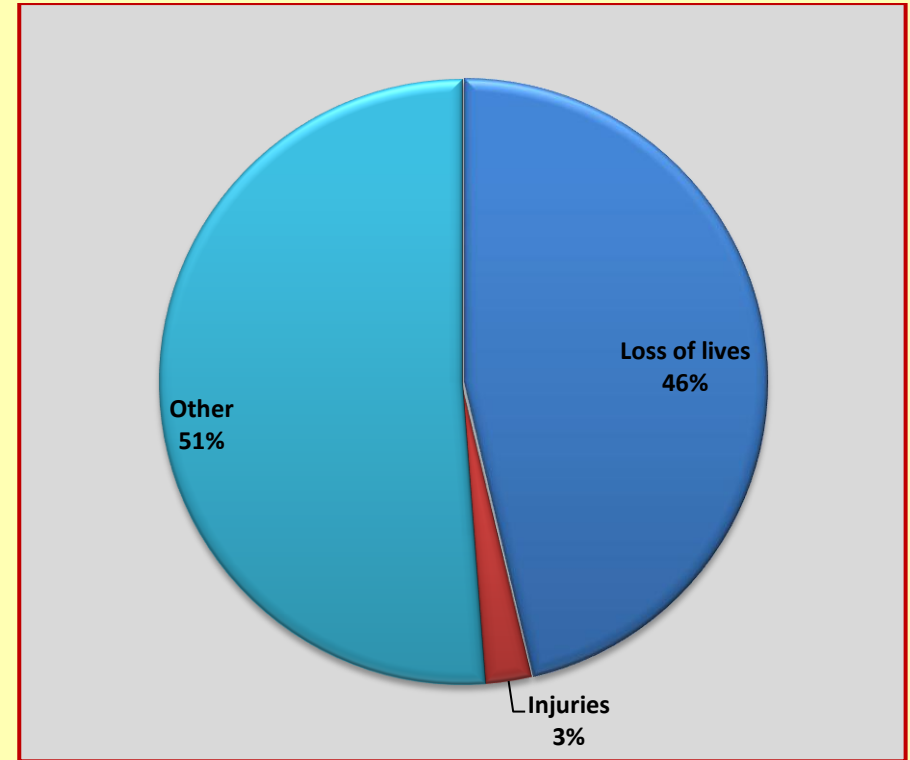
As with other regions, the conflict effected ordinary citizens the most.

**VICTIMS OF TERRORISM INCIDENTS REPORTED IN NEWSPAPERS**




Most of the reported incidents resulted in a loss of life.

**IMPACT OF REPORTED INCIDENTS IN NEWSPAPERS**



Most of the news items whose impact has been categorized as others were about kidnappings, whose victims are yet to be recovered.

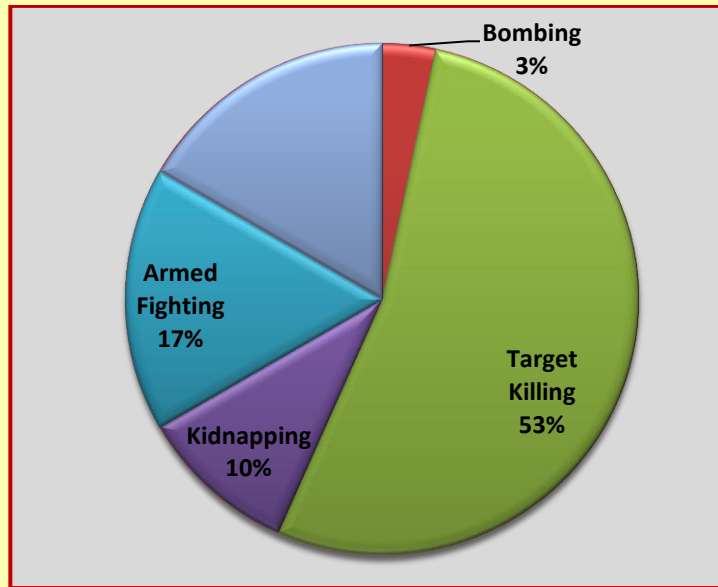
Given the amount of terrorism in Punjab, the TV coverage was relatively high. A Kidnappings were the most oft reported type of terrorism with 68% of the stories aired from Punjab focused on kidnapping incidents. A loss of life was reported in 87% of the stories aired from Punjab.



## Islamabad & ICT

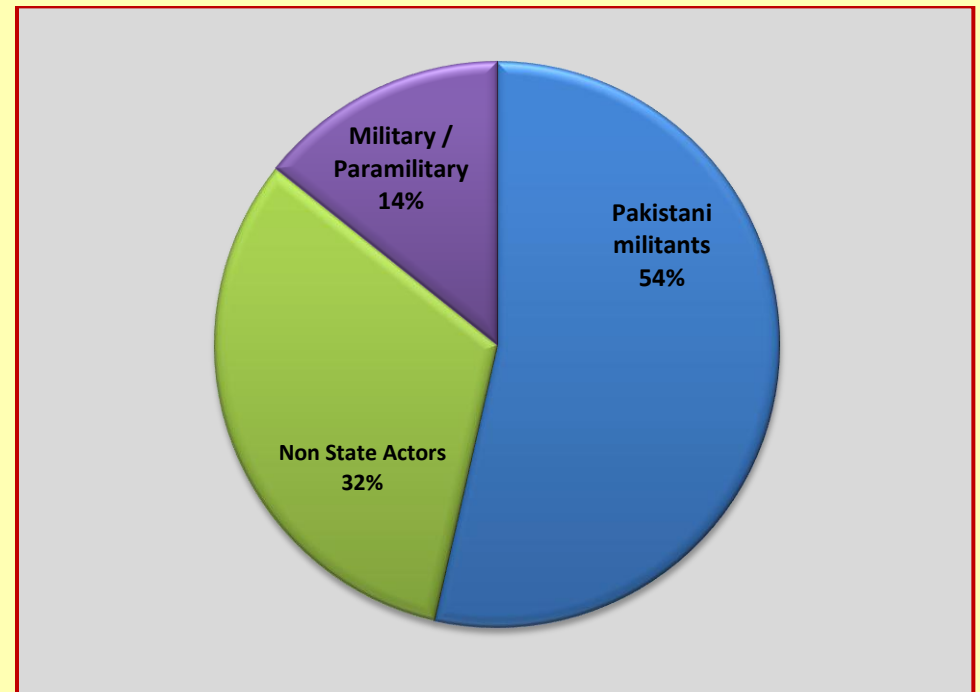
Islamabad and the capital territory is not subject to as many terrorism incidents as the rest of the country. However, on a policy level, authorities in the capital are actively involved in counter terrorism efforts. For that very reason, Islamabad was the region from where 28 news stories related to terrorism generated from the period of January to March 2012. Most of the news stories from Islamabad quoted release of reports, talks between government officials or contained analysis of the national situation. However some incidents of terrorism were also reported. For the sake of uniformity, the factors being identified in previously covered regions were also monitored in Islamabad and following is a graphical representation of the nature of attacks that were mentioned in various stories published from Islamabad and ICT region.

### NATURE OF REPORTED ATTACKS FROM ISLAMABAD (NEWSPAPERS)




The Tehreek-e-Taliban Pakistan TTP was mentioned specifically in multiple news reports, but overall, Pakistani militants, non state actors and paramilitary forces were all identified as conflict actors.

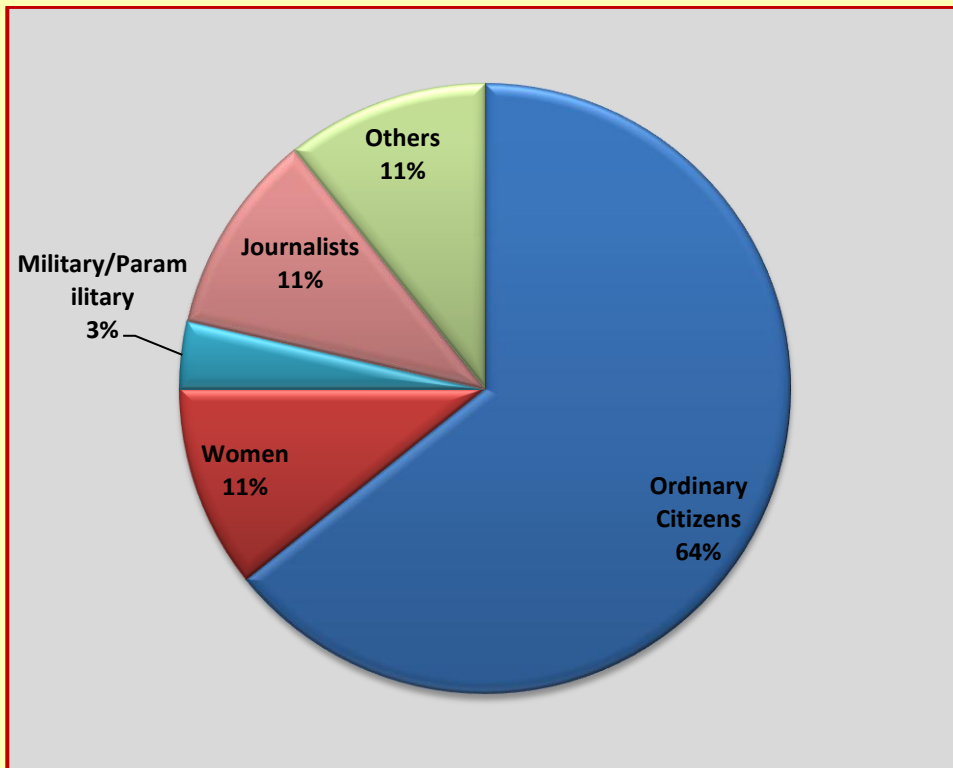
### CONFLICT ACTORS



As with other regions, the conflict effected ordinary citizens the most. A target killing incident at PIMS resulted in the death of two women. A few incidents from other regions were also reported with additional details from officials in Islamabad.

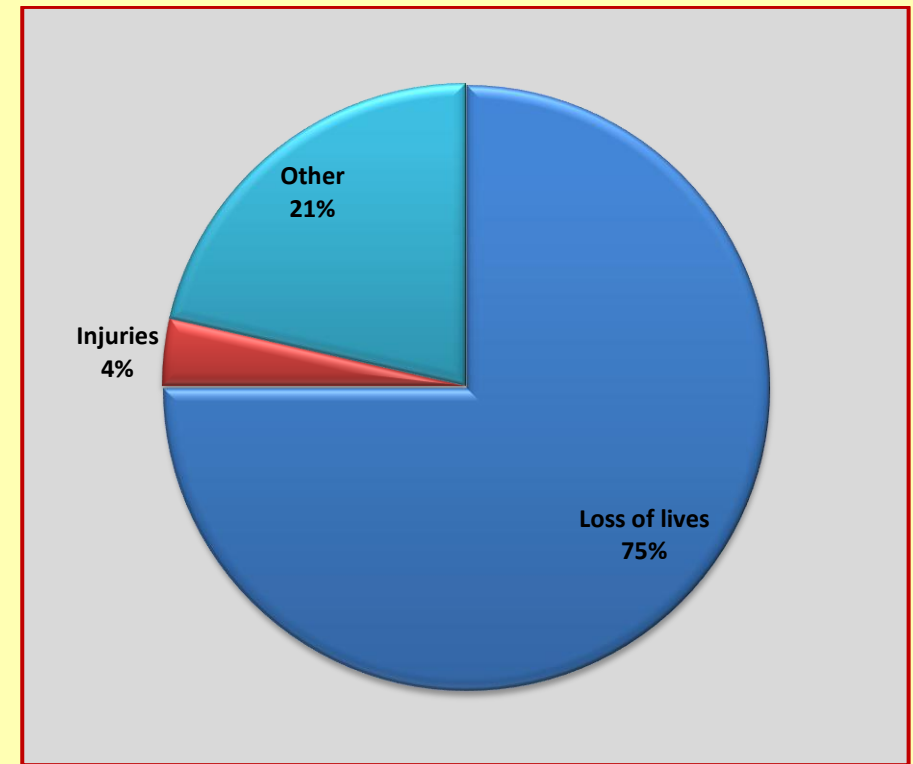


### VICTIMS OF TERRORISM INCIDENTS REPORTED IN NEWSPAPERS




Most of the news items file from Islamabad were analysis or commentary on incidents that had taken place elsewhere. Most of the incidents discussed also mentioned a loss of lives.

### IMPACT OF REPORTED INCIDENTS IN NEWSPAPERS



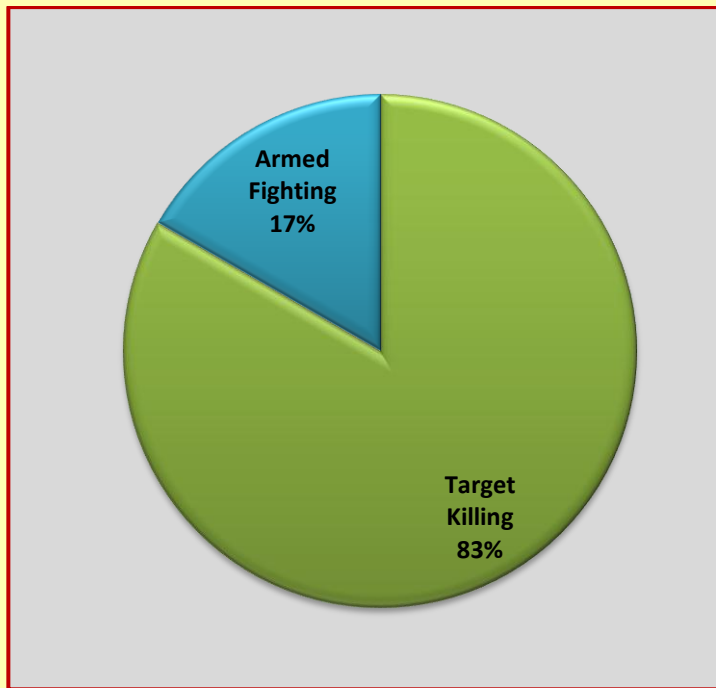
On TV, not a single terrorism related news item from Islamabad was aired in the 9 O' Clock bulletins of the monitored newspapers.



## Gilgit Baltistan & AJK

**Gilgit Baltistan** is usually considered a fairly peaceful region. From January to March 2012, the region featured in 12 published stories. Most of the stories were about target killing incidents.

**NATURE OF REPORTED ATTACKS FROM GB (NEWSPAPERS)**




The target killing incidents are taking on a frightening regularity in a previously peaceful area. GB government issued shoot-to-kill orders on January 7<sup>th</sup> after 4 people were shot dead within the first week of 2012.

All the reported incidents from GB were carried out by Pakistani militants and targeted ordinary citizens. A political leader from JUI was also targeted but survived the attack. Apart from him, all the other reported incidents indicated a loss of lives.

Only 1 news item from GB featured in the monitored bulletins.

**Azad Jammu Kashmir, AJK** featured only once in the monitored papers and not even once on TV. The story that was published was about a protest on a target killing attempt that occurred last year.

The story published in [The Express Tribune](#) appeared from Mirpur saying; “Lawyers boycotted courts on Thursday to protest against the delay in the arrest of attackers who fired at Azad Jammu and Kashmir (AJK) High Court Chief Justice Ghulam Mustafa Mughal and injured him last year.”<sup>xxix</sup>

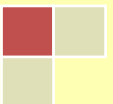


# PART IV

## Conclusion

# Conclusion

## Recommendations

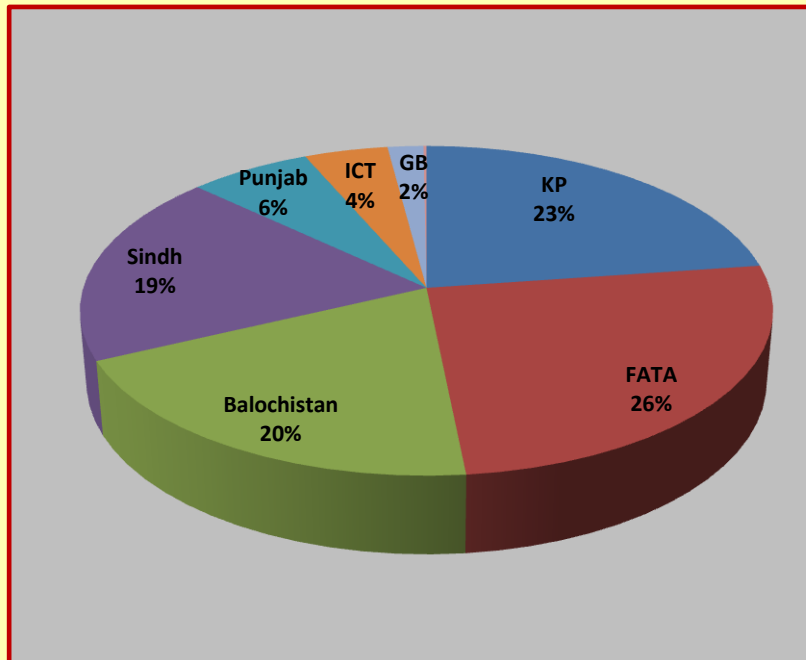


## Conclusion

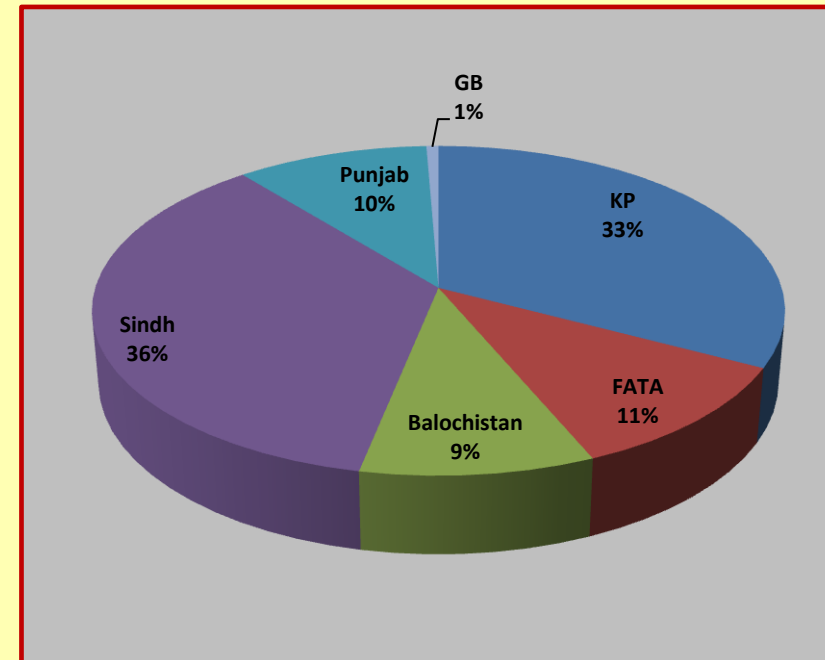
The sheer frequency of media items related to terrorism and conflict, shows a sad picture. Khyber Pakhtunkhwa, FATA & FRs, Balochistan and Sindh seem to be suffering from almost daily incidents of terror. The print media is covering all these regions with regularity, but on the electronic media priority and non priority areas are significantly visible.

Here is a look at the print and electronic coverage given to the same regions;


**REGION WISE COVERAGE IN NEWSPAPERS**



**REGION WISE COVERAGE ON TELEVISION**



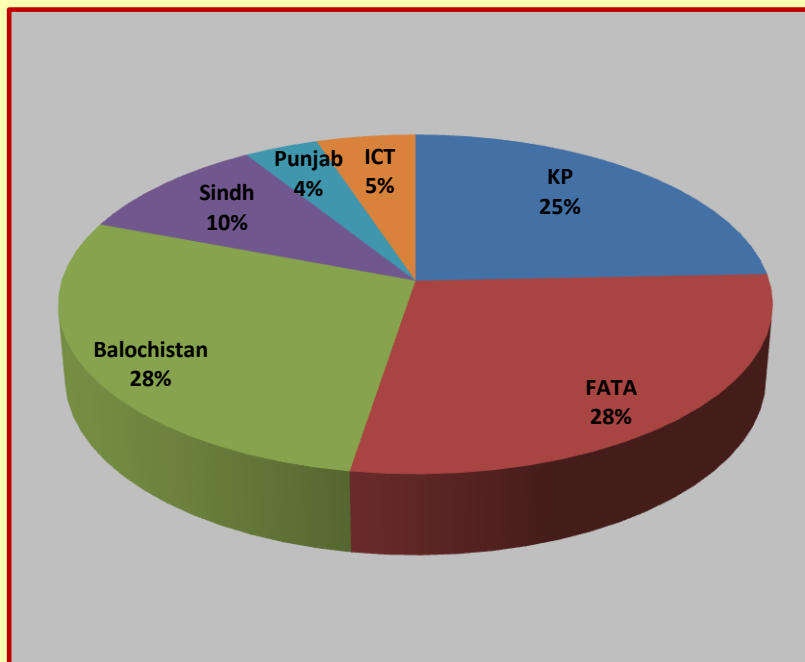
The comparison between these two shows that Sindh remains a priority area for TV channels. One of the reasons that Sindh is regularly featured in respect to terrorism might be the fact that terrorism incidents in Sindh, specifically Karachi are usually linked to political upheaval.



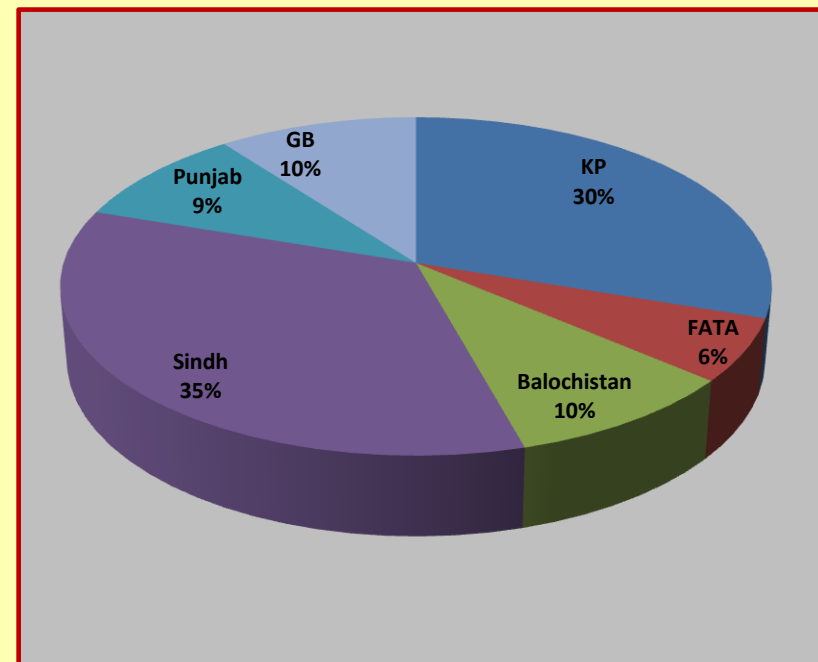
Since TV is a heavily politicized medium, the focus on politically driven terrorism is not surprising. On the other hand, news about FATA and KP seems to be relatively underplayed on TV. One of the reasons might be TV channels' inability to include news about the deaths / killings of security officials in the 9 O' Clock bulletins. This particular type of news item is a constant in newspapers' coverage of the region.

However, it is not only the number of items about Sindh that makes this region a priority area. A look at the placement and significance of news items from Sindh also confirms this trend.


**FRONT PAGE NEWS**



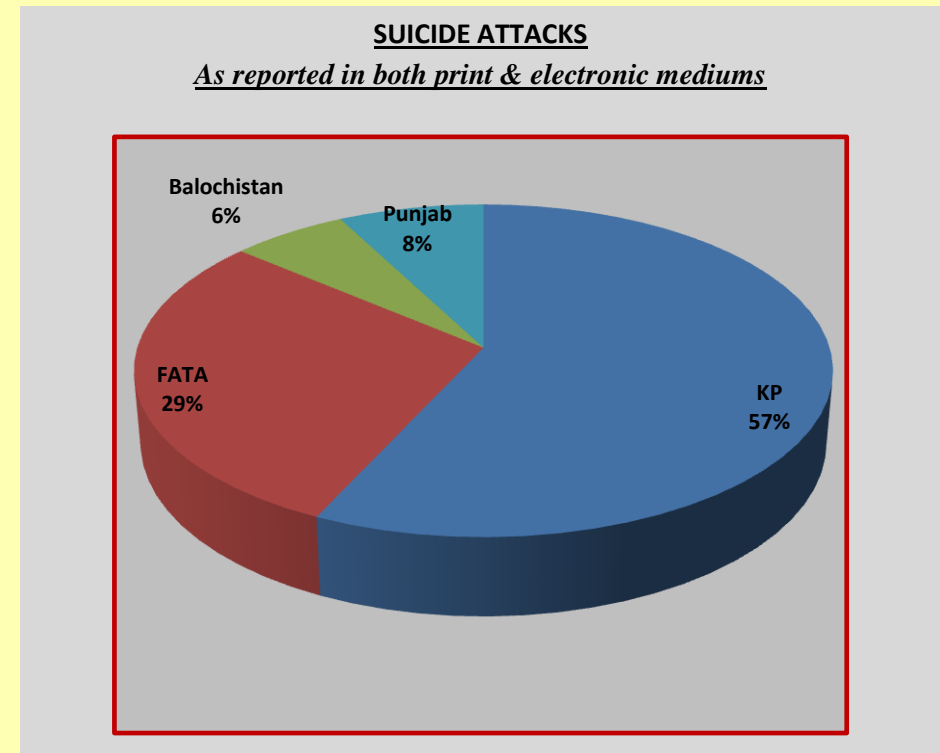
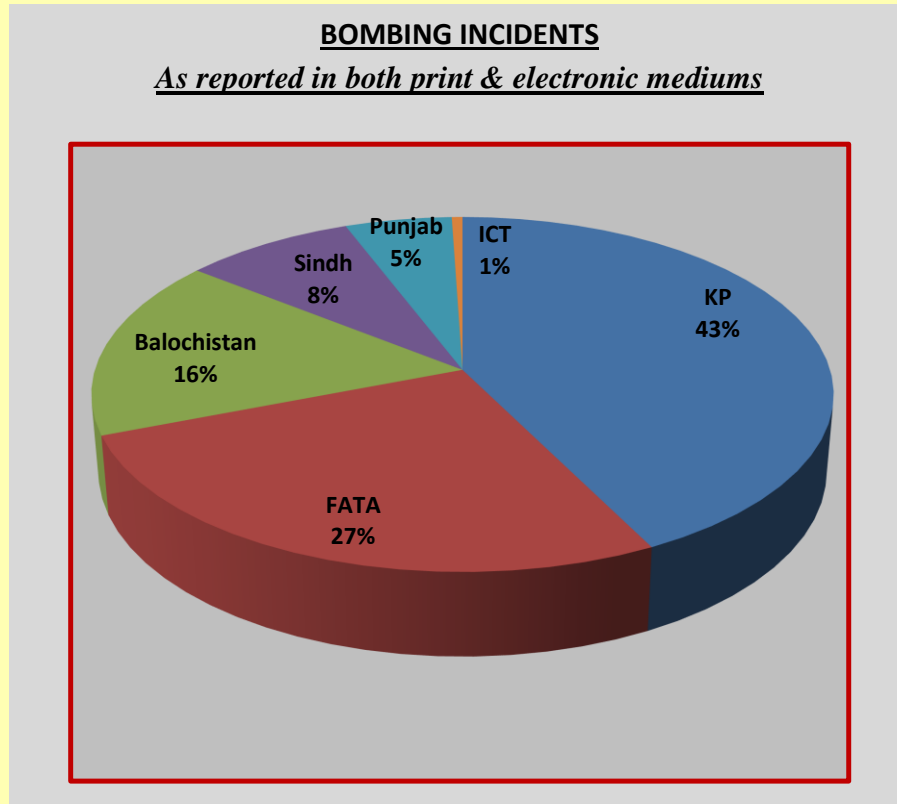
**NEWS AIRED AMONG THE TOP 10 BULLETIN ITEMS**




Balochistan is another area that seems largely underreported on the electronic medium. News from **Balochistan** makes only **9%** of news on 9 O' Clock bulletin. Among the news items given significant, **priority** positions, news from Balochistan is only **10%**. The security situation in Balochistan is an open secret – In the news papers **28%** of the priority items (that appear on **front page**) are from Balochistan while overall, the coverage from Balochistan makes up **20%** of the total coverage of terrorism.



Media monitoring also shows that different regions are being subjected to different kinds of terror incidents. In Sindh and Balochistan Target killing is rampant, Punjab has the highest rate of kidnappings, while in FATA and KP Bombing and suicide attacks are also a frequent occurrence.



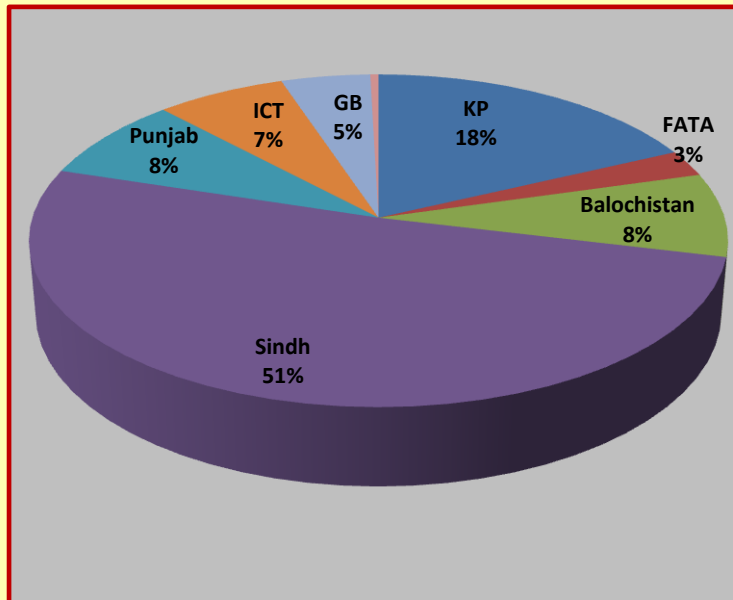
These graphs show that suicide attacks are now mostly concentrated in the Khyber Pakhtunkhwa and the FATA regions. The mass of bombings are taking place in these two regions. However, bombing incidents are also occurring with noticeable frequency in Balochistan. Balochistan also has one of the highest ratios of rocket attacks in the country.



But when it comes to target killing, the highest number of occurrences have been reported from Sindh.

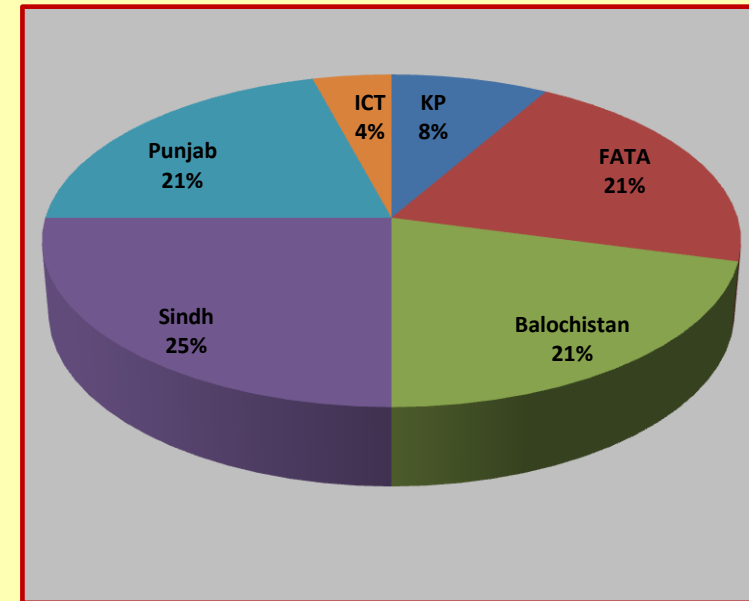
### TARGET KILLING

*As reported in both print & electronic mediums*




### KIDNAPPING

*As reported in both print & electronic mediums*



Quality wise, the media coverage ranges mostly from average to good news stories. However, the scale used to determine news quality does not take into account the ethical / unethical treatment of these news stories. The way media is currently covering terrorism related conflict also shows that with the increased frequency of terrorism incidents in the past decade, the media practitioners have developed a sort of expertise on covering conflict and thus mostly produce stories that fare well on the quality scale.



## Recommendations

### For The Desk

- The news coverage in both print and electronic media is extremely reactionary. On the monitored television channels the prime time bulletins did not include a single proactive news story about terrorism. All stories aired were incident based. The newspapers were relatively better with a very small percentage of proactive stories but overall, even in print the number of proactive stories is negligible. To counter this, news and assignment editors on the desk need to assign more proactive news stories so as to allow an in depth coverage of terrorism related conflict.


*Reports about terrorism related conflict were focused only on a singular incident. On TV the time constraints might not allow extra details, but in print it is usually possible to add a bit of context by referring to the larger picture and including detailed statistics to place a singular incident in perspective.*

- The difference in priority given to different regions in print and electronic medium could be perceived as inherent bias. Since ethical journalism does not allow space for any kind of bias, fair distribution of space for different regions should be ensured.

### For Field Reporters

- Reports about terrorism related conflict were focused only on a singular incident. On TV the time constraints might not allow extra details, but in print it is usually possible to add a bit of context by referring to the larger picture and including detailed statistics to place a singular incident in perspective.
- Follow up reports were again, totally missing from the picture. The only follow ups that were published included reports of protests on the reported incident of terror. Reporters on the field need to make sure that they regularly follow up on terrorism incidents so as to bring forth the true picture of its effects and the depth of the impact.

*Even in print the number of proactive stories is negligible. To counter this, news and assignment editors on the desk need to assign more proactive news stories so as to allow an in depth coverage of terrorism related conflict.*



## TABLES & CHARTS REFERNCES

### PART V ANNEXURE

<u>NEWSPAPER</u>	FRONT PAGE NEWS <b>52</b>			
	JAN	FEB	MARCH	TOTAL
SINDH	5	1		
BALUCHISTAN	6	5		
PUNJAB	3	0		
KHYBER PAKHTUNKWAH	7	5		
FATA	6	11		
GILGIT BALTI STAN	0	0		
ISLAMABAD / ICT	1	2		
AJK	0	0		
<b>TOTAL</b>	<b>28</b>	<b>24</b>		



## TABLES & CHARTS

### PRIORITY

<u>NEWSPAPER</u>	FRONT PAGE NEWS <b>78</b>			
	JAN	FEB	MARCH	TOTAL
SINDH	5	1	2	8
BALUCHISTAN	6	5	11	22
PUNJAB	3	0	0	3
KHYBER PAKHTUNKWAH	7	5	7	19
FATA	6	11	5	22
GILGIT BALTISTAN	0	0	0	0
ISLAMABAD / ICT	1	2	1	4
AJK	0	0	0	0
<b>TOTAL</b>	<b>28</b>	<b>24</b>	<b>26</b>	<b>78</b>

<u>TELEVISION</u>	1 <sup>st</sup> News Item <b>37</b>				AMONG FIRST 10 NEWS ITEMS <b>105</b>			
	JAN	FEB	MARCH	TOTAL	JAN	FEB	MARCH	TOTAL
SINDH	9	1	3	13	18	10	12	40
BALUCHISTAN	5	0	1	6	5	2	4	11
PUNJAB	3	0	1	4	8	2	1	11
KHYBER PAKHTUNKWAH	6	4	2	12	10	16	9	35
FATA	2	0		2	5	2		7
GILGIT BALTISTAN	0	0			1	0		1
ISLAMABAD / ICT	0	0			0	0		
AJK	0	0			0	0		
<b>TOTAL</b>	<b>25</b>	<b>5</b>	<b>7</b>	<b>3</b>	<b>47</b>	<b>32</b>	<b>26</b>	<b>105</b>




**TYPE OF MEDIA ITEM**

NEWSPAPER	JANUARY					FEBRUARY					MARCH				
	News	Analysis	Editorial	Column	Other	News	Analysis	Editorial	Column	Other	News	Analysis	Editorial	Column	Other
SINDH	45	5				32	3	1			32				1
BALUCHISTAN	46	4	2		1	28	2				39				1
PUNJAB	31	3				2	1				4				
KHYBER PAKHTUNKWAH	38	6	2	0		37	1	1			55		2		1
FATA	52	3	1			50	1				52	1	1		
GILGIT BALTISTAN	4	1				2	0				4				1
ISLAMABAD / ICT	14	5		1		3	1				3	1			
AJK	1					0	0				0				
<b>TOTAL</b>	<b>231</b>	<b>27</b>	<b>5</b>	<b>1</b>	<b>1</b>	<b>154</b>	<b>9</b>	<b>2</b>	<b>0</b>	<b>0</b>	<b>189</b>	<b>2</b>	<b>3</b>		<b>4</b>

**NEWS = 574 - ANALYSIS = 38 - EDITORIAL = 10 - COLUMN = 1 - OTHER = 5**

TELEVISION	JANUARY			FEBRUARY			MARCH		
	News	Beeper	Package	News	Beeper	Package	News	Beeper	Package
SINDH	18	3	0	17	2	0	13	3	0
BALUCHISTAN	3	2	0	5	0	0	5	0	0
PUNJAB	10	0	0	3	0	0	2	1	0
KHYBER PAKHTUNKWAH	12	1	0	22	0	0	13	3	0
FATA	6	1	0	7	0	0	3	0	0
GILGIT BALTISTAN	1	0	0	0	0	0	0	0	0
ISLAMABAD / ICT	0	0	0	0	0	0	0	0	0
AJK	0	0	0	0	0	0	0	0	0
<b>TOTAL</b>	<b>50</b>	<b>7</b>	<b>0</b>	<b>54</b>	<b>2</b>	<b>0</b>	<b>36</b>	<b>7</b>	<b>0</b>

**NEWS = 140 - BEEPERS = 14**



**STONE OF NEWS STORY**

NEWSPAPER	January		February		March	
	Proactive	Reactive	Proactive	Reactive	Proactive	Reactive
<b>Sindh</b>	2	48	0	36	0	33
<b>Balochistan</b>	0	53	1	29	0	40
<b>Punjab</b>	0	34	0	3	0	4
<b>Khyber Pakhtunkwah</b>	5	41	0	39	0	58
<b>FATA / FRs</b>	0	56	0	51	0	54
<b>Islamabad / ICTs</b>	5	15	0	4	0	4
<b>Gilgit Baltistan</b>	0	5	0	2	0	5
<b>AJK</b>	0	1	0	0	0	0
<b>TOTAL</b>	<b>12</b>	<b>253</b>	<b>1</b>	<b>164</b>	<b>0</b>	<b>198</b>

TELEVISION	January		February		March	
	Proactive	Reactive	Proactive	Reactive	Proactive	Reactive
<b>Sindh</b>	0	21	0	19	0	16
<b>Balochistan</b>	0	5	0	5	0	5
<b>Punjab</b>	0	10	0	3	0	3
<b>Khyber Pakhtunkwah</b>	0	13	0	22	0	16
<b>FATA / FRs</b>	0	7	0	7	0	3
<b>Islamabad / ICTs</b>	0	1	0	0	0	0
<b>Gilgit Baltistan</b>	0	0	0	0	0	0
<b>AJK</b>	0	0	0	0	0	0
<b>TOTAL</b>	<b>0</b>	<b>57</b>	<b>0</b>	<b>56</b>	<b>0</b>	<b>43</b>



**QUALITY OF NEWS**

NEWSPAPERS	January			February			March		
	Poor	Average	Good	Poor	Average	Good	Poor	Average	Good
Sindh	10	20	20	9	11	16	1	9	23
Balochistan	19	19	14	8	7	15	1	21	18
Punjab	17	9	8	0	2	1	3	1	3
Khyber Pakhtunkwah	10	23	13	10	17	12	5	22	33
FATA / FRs	19	17	20	6	12	33	0	31	18
Islamabad / ICTs	8	6	6	1	2	1	0	2	2
Gilgit Baltistan	0	4	1	0	2	0	0	3	2
AJK	1	0	0	0	0	0	0	0	0
<b>TOTAL</b>	<b>84</b>	<b>98</b>	<b>82</b>	<b>34</b>	<b>53</b>	<b>78</b>	<b>10</b>	<b>91</b>	<b>99</b>

TELEVISION	January			February			March		
	Poor	Average	Good	Poor	Average	Good	Poor	Average	Good
Sindh	2	9	10	0	17	2		6	10
Balochistan		2	3	0	5			3	2
Punjab		4	6	0	1	2		0	3
Khyber Pakhtunkwah		4	9	0	11	11		7	9
FATA / FRs	1	3	3	0	6	1		3	0
Islamabad / ICTs			6	0	0	0		0	0
Gilgit Baltistan		1	0	0	0	0		0	0
AJK			0	0	0	0		0	0
<b>TOTAL</b>	<b>3</b>	<b>13</b>	<b>25</b>	<b>0</b>	<b>40</b>	<b>16</b>		<b>19</b>	<b>24</b>



REGION: <b>KHYBER PAKHTUNKHWA</b>	NEWSPAPER				TELEVISION			
	Jan	Feb	March	Total	Jan	Feb	March	Total
News Items	46	39	58	143	13	22	16	51
<b>NATURE OF ATTACKS</b>								
Bombing	14	20	24	58	4	11	7	22
Suicide Bombing	5	4	16	25	3	2	7	12
Target Killing	14	5	10	29	4	8	1	13
Kidnapping	3	1	2	6				
Fighting Skirmishes	9	9	4	22	2			2
Verbal Threats			2	2				
Others	1			1		1	1	2
<b>CONFLICT ACTORS</b>								
Pakistani Militants	32	39	58	132	12	15	16	43
Non Pakistani Militants								
Non State Actors	13			13	1	7		8
Military / Paramilitary	1			1				
Civilian Law enforcement								
<b>VICTIMS</b>								
Ordinary Citizens	15	18	29	62	7	18	6	31
Women	1	1	4	6			0	
Children			3	3			0	
Businessmen / Traders							0	
Military / Paramilitary	4	1	1	6	1		0	1
Civilian Law Enforcement	12	9	13	34	3	3	9	15
Students		4	4	8			0	
Journalists	4	1		5	1		0	1
Others	10	5	4	19	1	1	1	3
<b>IMPACT</b>								
Loss of lives	32	27	31	90	10	21	12	43
Injuries	3	1	12	16	2		2	4
Loss of property	2	6	8	16				
Displacement	-		1	1				
Other	9	5	6	20	1	1	2	4



REGION: <b>FATA &amp; FRs</b>	NEWSPAPER				TELEVISION			
	Jan	Feb	March	Total	Jan	Feb	March	Total
News Items	56	51	54	161	7	7	3	17
<b>NATURE OF ATTACKS</b>								
Bombing	21	9	15	45	3		2	5
1Suicide Bombing	1	9	5	15	1	2	1	4
Target Killing	3	1	2	6				
Kidnapping	8	3	4	15				
Fighting Skirmishes	23	28	27	78	3	5		8
Verbal Threats								
Others		1	1	2				
<b>CONFLICT ACTORS</b>								
Pakistani Militants	48	49	52	149	6	5	3	14
Non Pakistani Militants		1		1		-		
Non State Actors	6			6				
Military / Paramilitary	2	1	2	5	1	2		3
Civilian Law enforcement								
<b>VICTIMS</b>								
Ordinary Citizens	21	19	21	61	3	2		5
Women	1	1		2				
Children	1	1		2				
Businessmen / Traders	1			1				
Military / Paramilitary	3	12	9	24		2		2
Civilian Law Enforcement	18	6	5	29				
Students	1			1				
Journalists	1			1				
Others	9	12	19	40	4	3	3	10
<b>IMPACT</b>								
Loss of lives	43	41	47	131	6	7	3	16
Injuries	4	2	1	7				
Loss of property	3	1	1	5				
Displacement								
Other	6	7	5	18	1			1



REGION: <b>BALUCHISTAN</b>	NEWSPAPER				TELEVISION			
	Jan	Feb	March	Total	Jan	Feb	March	Total
News Items	53	30	40	123	6	5	5	15
<b>NATURE OF ATTACKS</b>								
Bombing	14	10		24	2	4	1	7
Suicide Bombing	1	-		1	3			3
Target Killing	20	4	17	41			4	4
Kidnapping	7	3	6	16				
Fighting Skirmishes	11	13	17	41	1	1		2
Verbal Threats	0	-						
Others	0	-						
<b>CONFLICT ACTORS</b>								
Pakistani Militants	35	28	40	103	5	2	5	12
Non Pakistani Militants	-	1		1		-		
Non State Actors	18	-		18		3		3
Military / Paramilitary	-	-						
Civilian Law enforcement	-	1		1				
<b>VICTIMS</b>								
Ordinary Citizens	19	18	25	62	5	3	4	12
Women	1			1				
Children	-	-						
Businessmen / Traders	2	-		2				
Military / Paramilitary	3	1	8	12		1	1	2
Civilian Law Enforcement	12	9	1	22				
Students		-						
Journalists	3	1		4				1
Others	13	1	6	20		1		
<b>IMPACT</b>								
Loss of lives	35	23	33	91	5	3	5	13
Injuries	1	3		4		1		1
Loss of property	1	1		2		1		1
Displacement	-							
Other	16	3	7	26				



REGION: <u>SINDH</u>	NEWSPAPER				TELEVISION			
	Jan	Feb	March	Total	Jan	Feb	March	Total
News Items	50	36	33	119	21	19	16	56
<b>NATURE OF ATTACKS</b>								
Bombing	3	5	2	10	2	4		6
Suicide Bombing	-	-						
Target Killing	34	24	19	77	15	11	16	42
Kidnapping	9	2	7	18				
Fighting Skirmishes	3	4	5	12	3			3
Verbal Threats	-	-						
Others	1	1		2	1	4		5
<b>CONFLICT ACTORS</b>								
Pakistani Militants	18	34	32	84	20	2	16	38
Non Pakistani Militants	-					-		
Non State Actors	32			32		17		17
Military / Paramilitary			1	1				
Civilian Law enforcement		2		2	1			1
<b>VICTIMS</b>								
Ordinary Citizens	28	26	23	77	15	11	15	41
Women			3	3				
Children		1		1				
Businessmen / Traders	1			1				
Military / Paramilitary						1		1
Civilian Law Enforcement	5	4	4	13		1	1	2
Students			1	1				
Journalists	1			1				
Others	15	5	2	22	6	6		12
<b>IMPACT</b>								
Loss of lives	37	28	27	92	15	15	16	46
Injuries	2		2	4	3	2		5
Loss of property		1	1	2		1		
Displacement	-							
Other	11	7	3	21	3	1		4




REGION: <b>PUNJAB</b>	NEWSPAPER				TELEVISION			
	Jan	Feb	March	Total	Jan	Feb	March	Total
News Items	34	3	4	41	10	3	3	16
<b>NATURE OF ATTACKS</b>								
Bombing	8	1		9	1			1
Suicide Bombing	3	1		4	1			1
Target Killing	5	1	2	8	6	2	3	11
Kidnapping	11		1	12	2	1		3
Fighting Skirmishes	1		1	2				
Verbal Threats	1			1				
Others	5			5				
<b>CONFLICT ACTORS</b>								
Pakistani Militants	13	3	4	20	10	3	3	16
Non Pakistani Militants						-		
Non State Actors	21			21				
Military / Paramilitary								
Civilian Law enforcement								
<b>VICTIMS</b>								
Ordinary Citizens	22	2	2	26	7	2		9
Women								
Children						1		1
Businessmen / Traders	2			2				
Military / Paramilitary								
Civilian Law Enforcement	1		2	3	1		3	3
Students								
Journalists	1			1				
Others	8	1		9	2			2
<b>IMPACT</b>								
Loss of lives	15	1	3	19	8	3	3	14
Injuries	1			1				
Loss of property								
Displacement								
Other	18	2	1	21	2			2



REGION: <b>ISLAMABAD &amp; ICT</b>	NEWSPAPER				TELEVISION			
	Jan	Feb	March	Total	Jan	Feb	March	Total
News Items	20	4	4	28	0	0	0	0
<b>NATURE OF ATTACKS</b>								
Bombing	1			1				
Suicide Bombing								
Target Killing	10	3	3	16				
Kidnapping	2	1		3				
Fighting Skirmishes	4		1	5				
Verbal Threats								
Others	3			3				
<b>CONFLICT ACTORS</b>								
Pakistani Militants	10	1	4	15				
Non Pakistani Militants						-		
Non State Actors	9			9				
Military / Paramilitary	1	3		4				
Civilian Law enforcement								
<b>VICTIMS</b>								
Ordinary Citizens	10	4	4	18				
Women	3			3				
Children								
Businessmen / Traders								
Military / Paramilitary	1			1				
Civilian Law Enforcement								
Students								
Journalists	3			3				
Others	3			3				
<b>IMPACT</b>								
Loss of lives	15	2	4	21				
Injuries	1			1				
Loss of property								
Displacement	-							
Other	4	2		6				



REGION: <b>GILGIT-BALTISTAN</b>	NEWSPAPER				TELEVISION			
	Jan	Feb	March	Total	Jan	Feb	March	Total
News Items	5	2	5	12	1	0		1
<b>NATURE OF ATTACK</b>								
Bombing								
Suicide Bombing								
Target Killing	3	2	5	10	1			1
Kidnapping								
Fighting Skirmishes	2			2				
Verbal Threats								
Others								
<b>CONFLICT ACTORS</b>								
Pakistani Militants	5	2	5	12	1			1
Non Pakistani Militants						-		
Non State Actors								
Military / Paramilitary								
Civilian Law enforcement								
<b>VICTIMS</b>								
Ordinary Citizens	5	2	5	12				
Women								
Children								
Businessmen / Traders								
Military / Paramilitary								
Civilian Law Enforcement					1			1
Students								
Journalists								
Others								
<b>IMPACT</b>								
Loss of lives	5	2	4	11	1			1
Injuries			1	1				
Loss of property								
Displacement	-							
Other								




REGION: <b>AJK</b>	NEWSPAPER				TELEVISION			
	Jan	Feb	March	Total	Jan	Feb	March	Total
News Items	1	0	0	1	0	0	0	
<b>NATURE OF ATTACKS</b>								
Bombing								
Suicide Bombing								
Target Killing	1			1				
Kidnapping								
Fighting Skirmishes								
Verbal Threats								
Others								
<b>CONFLICT ACTORS</b>								
Pakistani Militants								
Non Pakistani Militants						-		
Non State Actors	1			1				
Military / Paramilitary								
Civilian Law enforcement								
<b>VICTIMS</b>								
Ordinary Citizens								
Women								
Children								
Businessmen / Professionals	1			1				
Military / Paramilitary								
Civilian Law Enforcement								
Students								
Journalists								
Others								
<b>IMPACT</b>								
Loss of lives								
Injuries	1			1				
Loss of property								
Displacement	-							
Other								



## References

- 
- <sup>i</sup> <http://tribune.com.pk/story/350745/lashkar-e-islam-threatens-locals-your-money-or-your-life-demands-banned-outfit/>
- <sup>ii</sup> **9/11 brings slow death to Peshawar, The Express Tribune** - <http://tribune.com.pk/story/246989/911-brings-slow-death-to-peshawar/>
- <sup>iii</sup> **If Pakistani terrorists strike America, The Express Tribune** - <http://tribune.com.pk/story/248760/if-pakistani-terrorists-strike-america/>
- <sup>iv</sup> **Fatalities in Terrorist Violence, 2003-2012** - <http://www.satp.org/satporgtp/countries/pakistan/database/casualties.htm>
- <sup>v</sup> **Sectarian Violence in Mosques, South Asia Terrorism Portal** - <http://www.satp.org/satporgtp/countries/pakistan/database/sect-attack.htm>
- <sup>vi</sup> **Drone Attacks in Pakistan 2005 – 2012, South Asia Terrorism Portal** - <http://www.satp.org/satporgtp/countries/pakistan/database/Droneattack.htm>
- <sup>vii</sup> **Photo Credit, The Express Tribune** - <http://tribune.com.pk/story/350368/sp-kalam-khan-dies-in-peshawar-blast/>
- <sup>viii</sup> **Photo Credit, The Express Tribune** - <http://tribune.com.pk/story/350368/sp-kalam-khan-dies-in-peshawar-blast/>
- <sup>ix</sup> **Photo Credit; The Express Tribune** - <http://tribune.com.pk/story/348523/blast-on-funeral-in-peshawar-3-dead/>
- <sup>xi</sup> **Bomb Blasts in Pakistan 2012, South Asia Terrorism Portal** - <http://www.satp.org/satporgtp/countries/pakistan/database/bombblast.htm>
- <sup>xii</sup> **Fidayeen (suicide) attacks in Pakistan, South Asia Terrorism Portal** - <http://www.satp.org/satporgtp/countries/pakistan/database/Fidayeenattack.htm>
- <sup>xiii</sup> **Bomb Blasts in Pakistan 2011, South Asia Terrorism Portal** - <http://www.satp.org/satporgtp/countries/pakistan/database/bombblast2011.htm>
- <sup>xiv</sup> **Bomb Blasts in Pakistan 2010, South Asia Terrorism Portal** - <http://www.satp.org/satporgtp/countries/pakistan/database/bombblast2010.htm>
- <sup>xv</sup> **Terrorist Attacks on Journalists in Pakistan, South Asia Terrorism Portal** - [http://www.satp.org/satporgtp/countries/pakistan/database/Terrorist\\_attacks\\_Journalist.htm](http://www.satp.org/satporgtp/countries/pakistan/database/Terrorist_attacks_Journalist.htm)
- <sup>xvi</sup> **Photo Credit, The Express Tribune** - <http://tribune.com.pk/story/343391/gunmen-kidnap-pakistani-staff-of-s-korean-hospital-in-karachi-police/>
- <sup>xvii</sup> **Photo Credit, The Express Tribune** - <http://tribune.com.pk/story/348523/blast-on-funeral-in-peshawar-3-dead/>
- <sup>xviii</sup> **Photo Credit, Dawn** - <http://www.dawn.com/2012/02/28/blast-near-anp-meeting-venue-at-least-5-dead.html>
- <sup>xix</sup> **Photo Credit, Dawn** - <http://www.dawn.com/2012/02/03/killers-of-three-lawyers-arrested-police.html>
- <sup>xx</sup> **Photo Credit, Dawn** - <http://www.dawn.com/2012/03/14/bomb-kills-five-anti-taliban-fighters-in-pakistan.html>
- <sup>xxi</sup> **Photo Credit, The Express Tribune** - <http://tribune.com.pk/story/337852/5-killed-in-parachinar-suicide-blast/>
- <sup>xxii</sup> **Bomb Blasts in Khyber Pakhtunkhwa, South Asia Terrorism Portal** - <http://www.satp.org/satporgtp/countries/pakistan/nwfp/datasheet/blast.html>
- <sup>xxiii</sup> **Suicide Attacks in Khyber Pakhtunkhwa, South Asia Terrorism Portal** - <http://www.satp.org/satporgtp/countries/pakistan/nwfp/datasheet/suicideattack.htm>
- <sup>xxiv</sup> **Bomb Blasts in FATA, 2012, South Asia Terrorism Portal** - <http://www.satp.org/satporgtp/countries/pakistan/Waziristan/datasheet/index.html>
- <sup>xxv</sup> **Suicide Attacks in FATA, 2012, South Asia Terrorism Portal** - <http://www.satp.org/satporgtp/countries/pakistan/Waziristan/datasheet/suicideattack.htm>
- <sup>xxvi</sup> **Terrorism in Quetta 2012, South Asia terrorism Portal** - <http://www.satp.org/satporgtp/countries/pakistan/Balochistan/data/incident.html>
- <sup>xxvii</sup> **Terrorism related incidents in Karachi, South Asia Terrorism Portal** - [http://www.satp.org/satporgtp/countries/pakistan/sindh/datasheet/karachi\\_incident.html](http://www.satp.org/satporgtp/countries/pakistan/sindh/datasheet/karachi_incident.html)
- <sup>xxviii</sup> **Bomb Blasts in Punjab 2012, South Asia Terrorism Portal** - <http://www.satp.org/satporgtp/countries/pakistan/Punjab/datasheet/index.html>
- <sup>xxix</sup> **Attempt on CJs life; AJK Lawyers Boycott Courts, The Express Tribune** - <http://tribune.com.pk/story/324221/attempt-on-cjs-life-ajk-lawyers-boycott-courts-against-police-inefficiency/>



---

<sup>xxx</sup> **Photo Credit – The Express Tribune** - <http://tribune.com.pk/story/344923/3-injured-in-blast-targeting-aftab-sheerpao-in-peshawar/>

<sup>xxxi</sup> **Photo Credit, Dawn** - <http://www.dawn.com/2012/03/28/10-dead-over-40-vehicles-torched-killing-and-arson-come-back-to-torment-karachi.html>

<sup>xxxii</sup> **Photo Credit, Dawn** - <http://www.dawn.com/2012/03/27/blast-near-politicians-house-injures-three-in-peshawar.html>

